



THE **2025** CATALOG



design
architecture
hospitality
dining

The AMERICAN

CAFE & LOUNGE



NP New Product

NC New Color

For Distributors Use Only

place order | orders@bfm1.com

submit a claim | returns@bfm1.com

payment information | AR@bfm1.com

need a quote | quotes@bfm1.com

need a freight quote | freightquote@bfm1.com



2080 Wheatsheaf Lane
Philadelphia, PA 19124

T: 215-289-5411 F: 215-289-5420

www.bfmseating.com



Table of Contents

Outdoor Furniture

Alpha bases	33
Aruba lounge seating	38,39
Bali bases	30
Barnegat	15
Beachcomber tables	27
Belmar lounge seating	40,41,42
Boca bases	32
Captiva	8
Cancun booth	24
Cayman	36,37
Chesapeake	14
Daytona	10
Daytona table	11,27
Elite bases	33
Key West	9
Kingston	13
Largo	21
Longport 4-leg tables	22,28
Longport table tops	22,29
Maui	6
Margate bases	30
Marina	24
Monterey	23
Seaside	16
Seaside 4-leg tables	17,28
Seaside picnic table	18
Seaside table tops	17,29
Surf Inlay tables	19,28
Tahiti	7
Tribeca table tops	29,43

Umbrellas

Aluminum market	52
Bolt-down	56
Cantilever	58
Crank lift fiberglass	48
Fiberglass market	46
G-series aluminum	54
G-series fiberglass	50
Umbrella bases	60-63
Umbrella base guide	125

Industrial Seating

Barrick	67
Chester	66
Hamilton	71
Henry	74
Lima clear coat	75
Lincoln	63
Memphis	72
Nash	77
NV	70

Steel Seating

Akrin	86
Bristol	89
Dale	81
Darby	83
Espy	82
Lima	79
Lima Silver Mist	80
Meghan	84

Polk	85
Trent	88
Troy	87

Wood Seating	
Aston	97
Berkeley	98
Columbia	95
Dover	94
Emma	91
Emma Cane Back	92
Giulia	95
Sofia	93
Stockton	99

Indoor Tables & Bases	
Alpha base	111
Atlas bases	106
Bolt-down bases	110
Cantilever & pin leg bases	110
Corner post legs	110
Elite bases	111
I-Beam bases	110
Jaxon bases	108
Midtown table tops	101
Niles bases	109
NV legs	110
Relic table tops	102
STB bases	109
Uptown bases	108,109
Urban bases	107
Wood veneer table tops	101

Trash Receptacles	
35 Gallon trash enclosures	112,113

Server Stations	
Single door server station	114,115
Double door server station	116,117

Wireless Table Charging	
Key, Battery, Charging Tray, Kits	104,105

Design	
Quick Ship Vinyl	124
Grade 2 vinyl	125
Grade 3 vinyl	126,127
Grade 4 vinyl and fabric	128-133
Seat cushions	118-120
Steel seating wood seat options	124
Steel seating Relic seat options	124
Sunbrella® sofa cushion fabric	134,135
Sunbrella® patterns	136
Umbrella fabric	138

Reference	
Indoor Table Base Sizing Guide	140
Outdoor Table Base Sizing Guide	141
Terms & Conditions	142
Umbrella Base Guide	139

Maui series



See page 120 for all cushion options.
Cushions sold separately.



PRODUCT INFORMATION

PHVAC+finish	armchair dimensions h32.25 w22 sh18 sd16 sw15.5
PHVSC+finish	side chair dimensions h32.25 w17.5 sh18 sd16 sw15.5
PHVSB+finish	barstool dimensions h40 w20 sh29.5 sd15.5 sw15.5
frame finish	WH ○ white BL ● black
materials	aluminum powder coat
feature	stackable (chairs only)

Tahiti series



See page 120 for all cushion options.
Cushions sold separately.



NP

PRODUCT INFORMATION

PHXAC+finish	armchair dimensions h31 w22 sh17.75 sd17.5 sw15.5
PHXSC+finish	side chair dimensions h30.25 w18 sh17.75 sd17 sw15.5
PHXSB+finish	barstool dimensions h40.75 w18 sh30 sd16 sw15.5
weave colors	GR ● medium gray BL ● black
frame finish	WH ○ white BL ● black
materials	aluminum powder coat Phifertex® rope
feature	stackable

Captiva series



PRODUCT INFORMATION

PH401C	armchair dimensions h30.5 w16.75 sh17 sd15.5 sw16.75
PH402C	side chair dimensions h30.5 w16.75 sh17 sd15.5 sw16.75
PH402B	barstool dimensions h39.75 w18.5 sh29.25 sd14.5 sw15
weave colors	GR ● seaside gray SB ● sahara brown
frame finish	WH ● white BL ● black
materials	synthetic rope aluminum powder coat
feature	stackable (chairs only)

Key West series



See page 118 for all cushion options.
Cushions sold separately.

PRODUCT INFORMATION

PHKWAC+finish	armchair dimensions h31 w21.25 sh17.75 sd16.5
PHKWSC+finish	side chair dimensions h31.25 w19.5 sh17.5 sd16.5
PHKWBS+finish	barstool dimensions h39.75 w20.5 sh29.25 sd15.25
frame finish	WH ○ white SG ● soft gray BL ● black BY ● berry
materials	aluminum powder coat
feature	stackable

Daytona series



PRODUCT INFORMATION

SU2811CSG	armchair dimensions h33 w21.5 sh18 sd16 sw16 armht25.5
SU2810CSG	side chair dimensions h33 w17.75 sh18 sd16 sw16
SU2810BSG	barstool dimensions h42 w18.5 sh30 sd14.25 sw16
frame finish	SG ● soft gray BL ● black
materials	e-coated steel powder coated
feature	stackable

Daytona tables



PRODUCT INFORMATION

SUD+size+U	table dimensions 24 x 32 32 x 32 32 x 48 36 x 36 dining height
SUD3232UT	table dimensions 32 x 32 bar height
frame finish	SG ● soft gray BL ● black
materials	e-coated steel powder coated
feature	ADA compliant sizes available umbrella holes weighted umbrella base required sold separately, see page 60



Kingston series



PRODUCT INFORMATION

SU1601CBL armchair dimensions | h32.25 | w21.25 | sh17.5 | sd14.5 | sw17.5 | armht25.75

SU1600CBL side chair dimensions | h32.25 | w20.25 | sh17.5 | sd14.5 | sw17.75

SU1600BBL barstool dimensions | h39.75 | w19 | sh29.75 | sd13.5 | sw15.5

frame finish BL ● black

materials e-coated steel | powder coated | steel micro mesh

feature stackable


Chesapeake series



PRODUCT INFORMATION

SU1301CBL	armchair dimensions h34 w21 sh17.5 sd17.5 sw17 armht25.5
SU1300CBL	side chair dimensions h34 w17.75 sh17.5 sd17.5 sw17
SU1300BBL	barstool dimensions h43.5 w17.25 sh30 sd15.5 sw16
frame finish	BL ● black
materials	e-coated steel powder coated steel micro mesh
features	stackable

Barnegat tables



PRODUCT INFORMATION

SU+size+BL-D	table dimensions 24 x 32 30 x 30 36 x 36 24R 30R 36R 42R dining height
SU+size+BL-T	table dimensions 24 x 32 30 x 30 36 x 36 24R 30R 36R 42R bar height
frame finish	BL ● black
materials	e-coated steel powder coated steel micro mesh
feature	umbrella compatible (weighted umbrella base required, sold separately, see pg. 60 no umbrella hole 24R)



Seaside series



PRODUCT INFORMATION

PH201CGRTK+finish	armchair dimensions h33 w22 sh17.5 sd17.5 sw19.5 armht24
PH202CGRTK+ finish	side chair dimensions h33 w19 sh17.5 sd17.5 sw16
PH201BGRTK+finish	arm barstool dimensions h45 w22 sh29.5 sd17.5 sw19.5 armht36
PH202BGRTK+finish	side barstool dimensions h45 w18.75 sh29.5 sd17.5 sw15.5
frame finish	SG ● soft gray BL ● black
materials	aluminum powder coat gray synthetic teak
feature	armchair and side chair stackable

Seaside tables



PRODUCT INFORMATION

PH+size+GRTK+finish	table top dimensions 24 x 30 30 x 30 34 x 34 30 x 51
base options	alpha bali margate
PH4L+size+GR+finish	4-leg table dimensions 31 x 31 35 x 35 31 x 48 35 x 72 dining height
PH4L+size+GR+finish+T	4-leg table dimensions 31 x 48 35 x 72 bar height
frame finish	SG ● soft gray BL ● black
materials	aluminum powder coat gray synthetic teak
features	ADA compliant sizes available umbrella hole not available on 24 x 30 tops or 4-leg bar height tables margate base supports umbrella weighted umbrella base required 4-leg and 30 x 51 tables, see page 60

Attention: refracting sunlight from stemware or a concentrated heat source may cause damage to synthetic surface, voiding warranty"

Seaside series




PRODUCT INFORMATION

PH5927GR	dimensions top 27.5 d x 59 w x 29.5 h seat 12.5 d x 59 w x 18 h overall 60.25 d
PH7227GR	dimensions top 27.5 d x 72 w x 29.5 h seat 12.5 d x 72 w x 18 h overall 60.25 d
frame finish	SG ● soft gray BL ● black
materials	aluminum powder coat gray synthetic teak
features	umbrella hole optional weighted umbrella base required, sold separately, see page 60

Attention: refracting sunlight from stemware or a concentrated heat source may cause damage to synthetic surface, voiding warranty"

Surf Inlay series



PRODUCT INFORMATION

PH4L+ size + finish	4-leg table dimensions 32x32 36x36 32x48 36x72 dining height
PH4L+ size + finish + T	4-leg table dimensions 32x48 36x72 bar height
inlay	CR ● carrara ● PR pietra
frame finish	WH ● white SG ● soft gray BL ● black
materials	aluminum powder coat compact laminate
features	umbrella hole optional weighted umbrella base required, sold separately, see page 60 ADA compliant sizes available umbrella hole not available on bar height tables




Largo series



PRODUCT INFORMATION

PH101CTK+finish	armchair dimensions h33 w22 sh17.25 sd18 sw19 armht24
PH102CTK+finish	side chair dimensions h33 w18.5 sh17.5 sd17 sw16.5
PH101BTK+finish	arm barstool dimensions h45.75 w22 sh29.25 sd18 sw19 armht36
PH102BTK+finish	side barstool dimensions h45.5 w18.5 sh29.75 sd17.5 sw16.5
frame finish	BL ● black SV ● silver
materials	aluminum powder coat synthetic teak
feature	armchair and side chair stackable

Longport tables



PRODUCT INFORMATION

PH+size+TK+finish	table top dimensions 24 x 24 24 x 30 32 x 32 35 x 35 32 x 48 24R 32R 34R
base options	alpha bali margate
PH4L+size+TK+finish	4-leg table dimensions 32 x 32 35 x 35 32 x 48 35 x 71 dining height
PH4L+size+TK+finish+T	4-leg table dimensions 32 x 48 35 x 71 bar height
frame finish	BL ● black SV ● silver
materials	aluminum powder coat synthetic teak table top
features	ADA compliant sizes available umbrella hole not available on 24x24, 24x30 tops or 4-leg bar height tables margate base supports umbrella weighted umbrella base required 4-leg and 32x48 tables, see page 60

Monterey series



PRODUCT INFORMATION

PH501CJV armchair dimensions | h34.5 | w21.75 | sh18 | sd17 | sw 18 | armht24

PH500CJV side chair dimensions | h34 | w19 | sh18 | sd17 | sw 16

PH500BJV barstool dimensions | h42.25 | w18.75 | sh29.75 | sd16 | sw 18.5

wicker color JV ● java

materials aluminum | outdoor synthetic weave

features stackable side and armchair | aluminum leg endcaps

Cancun booth



See page 120 for all cushion options.
Cushions sold separately.

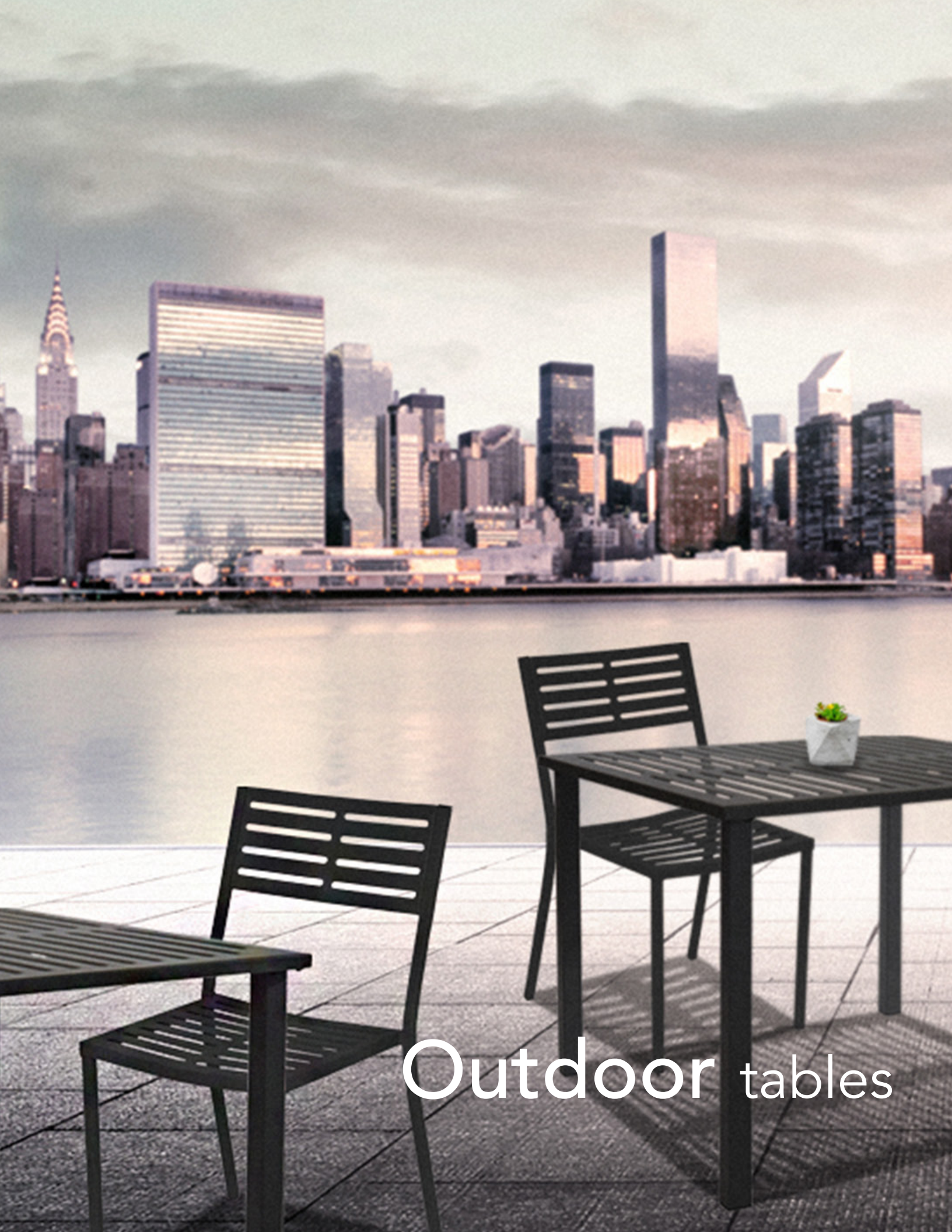
Marina series



PRODUCT INFORMATION

PH7100JV	Cancun booth bench dimensions h37.5 w48 sh17.5 sd18
wicker color	JV ● java
materials	aluminum frame powder coat outdoor synthetic weave
features	2" cushion available aluminum foot caps
PH11CBBBL	Marina armchair dimensions h30 w21 sh17.75 sd18 sw19.5 armht27
PH10BBBBL	Marina backless barstool dimensions h30.75 w17.25 sd13.25 sw13.25
frame finish	black powder coat brown/black weave & binding
materials	aluminum frame powder coat outdoor synthetic weave 2" cushion available, sold separately
feature	armchair stackable





Outdoor tables

Daytona tables



SUD2432U | 4-leg dining height table | 24 x 32

SUD3232U | 4-leg dining height table | 32 x 32

SUD3248U | 4-leg dining height table | 32 x 48

SUD3636U | 4-leg dining height table | 36 x 36

SUD3232UT | 4-leg bar height table | 32 x 32

finish | SG ● soft gray | BL ● black

materials | steel | powder coat

feature | corner leg design | umbrella capability | weighted umbrella base required, sold separately, see page 60
ADA compliant sizes available

Beachcomber tables



PHB2432 | dining height table | 24 x 32

PHB3232 | dining height table | 32 x 32

PHB3248 | dining height table | 32 x 48

PHB3636 | dining height table | 36 x 36

PHB2432T | bar height table | 24 x 32

PHB3232T | bar height table | 32 x 32

PHB3636T | bar height table | 36 x 36

PHB3048T | bar height table | 30 x 48

finish | WH ○ white | BL ● black | BY ● berry

materials | powder coated aluminum

base option | margate or bali | margate supports umbrella

30x48 tables require weighted umbrella base, sold separately
see page 60



Surf Inlay tables



NC

- PH4L3232TK | 4-leg bolt-down table | 32 x 32
- PH4L3248TK | 4-leg bolt-down table | 32 x 48 (ADA compliant)
- PH4L36365TK | 4-leg bolt-down table | 36 x 36
- PH4L3672TK | 4-leg bolt-down table | 36 x 72 (ADA compliant)
- PH4L3248TKT | 4-leg bolt-down table bar height | 32 x 48
- PH4L3671TKT | 4-leg bolt-down table bar height | 36 x 71
- inlay | CR ☐ carrara | ☒ PR pietro
- frame finish | WH ☐ white | SG ☐ soft gray | BL ☒ black
- materials | aluminum | powder coat | compact laminate
- umbrella hole optional | weighted umbrella base required, sold separately, see page 60 | ADA compliant sizes available
- umbrella hole not available on bar height tables | bolt-down feature

Seaside tables



- PH4L3131GR | 4-leg bolt-down table | 31 x 31
- PH4L3148GR | 4-leg bolt-down table | 31 x 48 (ADA compliant)
- PH4L3535GR | 4-leg bolt-down table | 35 x 35
- PH4L3572GR | 4-leg bolt-down table | 35 x 72 (ADA compliant)
- PH4L3148GRT | 4-leg bar height bolt-down table | 31 x 48
- PH4L3572GRT | 4-leg bar height bolt-down table | 35 x 72
- finish | synthetic teak | frame options BL ☒ black | SG ☐ soft gray
- materials | synthetic wood | aluminum | powder coat
- feature | corner leg design | umbrella hole optional (dining height only) | weighted umbrella base required, sold separately, see page 60 | ADA compliant sizes available
- bolt-down feature

Longport tables



- PH4L3232TK | 4-leg bolt-down table | 32 x 32
- PH4L3248TK | 4-leg bolt-down table | 32 x 48 (ADA compliant)
- PH4L3535TK | 4-leg bolt-down table | 35 x 35
- PH4L3571TK | 4-leg bolt-down table | 35 x 71 (ADA compliant)
- PH4L3248TKT | 4-leg bolt-down table bar height | 32 x 48
- PH4L3571TKT | 4-leg bolt-down table bar height | 35 x 71
- finish | synthetic teak | frame options BL ☒ black | SV ☐ silver
- materials | synthetic wood | aluminum | powder coat
- feature | corner leg design | umbrella hole optional (dining height only) | weighted umbrella base required, sold separately, see page 60 | ADA compliant sizes available
- bolt-down feature

Seaside table tops



PH2430GRTK | 24 x 30

PH3030GRTK | 30 x 30

PH3434GRTK | 34 x 34

PH3051GRTK | 30 x 51

finish | SG ● soft gray edge | ● BL black edge

materials | gray synthetic teak | aluminum sub-frame
powder coat

base option | margate or bali or alpha | margate supports
umbrella | 30 x 51 requires weighted umbrella
base, sold separately, see page 60

feature | umbrella hole upon request (margate only)

Longport table tops



PH2424TK | 24 x 24

PH3248TK | 32 x 48

PH2432TK | 24 x 32

PH24RTK | 24R

PH3232TK | 32 x 32

PH32RTK | 32R

PH3636TK | 35 x 35

PH36RTK | 34R

finish | SV ● silver edge | BL ● black edge


materials | synthetic teak | aluminum sub-frame | powder coat

base option | margate or bali or alpha | margate supports um-
brella | 32x48 requires a weighted umbrella base,
sold separately, see page 60

feature | umbrella hole upon request (margate only) except 24x24 & 24R

Attention: refracting sunlight from stemware or a concentrated heat source may cause damage to synthetic surface, voiding warranty.

Tribeca table tops



TRN2432+finish | 24 x 32

TRN32R+finish | 32R

TRN3232+finish | 32 x 32

TRN36R+finish | 36R

TRN3248+finish | 32 x 48

TRN48R+finish | 48R

TRN3636+finish | 36 x 36

finish | FS ● frosted slate | DW ● driftwood
CR ● carrara | PR ● pietra | PP ● planked pine

materials | compact laminate

feature | umbrella hole optional (margate bases only)
32x48 requires a weighted umbrella base, sold separately, see page 60

Outdoor bases



Margate

- PHBT+size+SQ | square dining height
- PHBT+size+SQT | square bar height
- base dimension | 16 x 16 | 18 x 18 | 20 x 20
24 x 24
- finish | BL ● black | SV ● silver
Additional 18sq & 20sq base finishes
WH ○ white | BY ● berry
- materials | powder coated | zinc plated cast iron
stainless steel column
- features | center post base with umbrella
capabilities, pinch nut



Margate

- PHTB+size+R | round dining height
- PHTB+size+RT | round bar height
- base dimension | 16 | 18 | 20 | 24
- finish | BL ● black | SV ● silver
- materials | powder coated | zinc plated cast
iron, stainless steel column
- features | center post base with umbrella
capabilities, pinch nut



Bali

- PHTB2626 | cross base dining height
- PHTB2626T | cross base bar height
- base dimension | 26 x 26
- finish | BL ● black | SV ● silver
WH ○ white | BY ● berry
- materials | powder coated cast
aluminum
- feature | additional cast weight



Bali end

- PHTB0022 | dining height (sold as pair)
- PHTB0022T | bar height (sold as pair)
- base dimension | 22 x 3.25
- finish | BL ● black | SV ● silver
WH ○ white | BY ● berry
- materials | powder coated | weighted cast
aluminum
- feature | compatible with Margate series



Bali folding

- PHTB2626F | folding dining height
- base dimension | 26 x 26
- finish | BL ● black | SV ● silver
- materials | powder coated, weighted
cast aluminum
- feature | folding
- capabilities | safely holds up to 32" top



Outdoor bases



Boca

- PHTB501 | 4-leg dining height
- base spread | 24"
- finish | BL ● black
- materials | powder coated cast aluminum



Boca bar height

- PHTB503 | 4-leg bar height
- base spread | 24"
- finish | BL ● black
- materials | powder coated cast aluminum



Boca umbrella

- PHTB502 | umbrella base standard height
- base spread | 33"
- finish | BL ● black
- materials | powder coated cast aluminum
- feature | umbrella compatible
(weighted umbrella base required, sold separately, see page 60)



Boca trestle

- PHTB504 | trestle base standard height
- base spread | 24" x 36.5"
- supports | 32 x 48
- finish | BL ● black
- materials | powder coated cast aluminum

Outdoor bases



Elite square

PHTB+size+SQSS | dining height

PHTB+size+SQSST | bar height

base dimension | 18 x 18 | 24 x 24

materials | 304 brushed stainless steel



Elite round

PHTB+size+RSS | dining height

PHTB+size+RSST | bar height

base dimension | 18 | 24

materials | 304 brushed stainless steel



Elite end

PHTB0024SS | dining height (sold as pair)

PHTB0024SST | end bases bar height
(sold as pair)

base dimension | 4 x 24

materials | 304 brushed stainless steel

feature | ADA capabilities



Elite double column

PHTB1630SS | dining height

PHTB1630SST | bar height

base dimension | 16 x 30

materials | 304 brushed stainless steel



Alpha

PHTB-BDSS | bolt-down base
dining height

PHTB-BDSST | bolt-down base
bar height

base dimension | 8

finish | SS ● stainless steel

materials | 304 brushed stainless steel
powder coated

capabilities | bolt down



Alpha

PHTB-BD

PHTB-BDT | bolt-down base bar height

base dimension | 8

finish | BL ● black | SV ● silver

materials | 304 stainless steel

capabilities | bolt down



Modular seating



Cayman Series



PHP + cushion color + frame finish | sofa

dimensions | h27.5 | w87.75 | d31

frame finish | WH ○ white | BL ● black

rope colors | BL ● black | GR ● medium gray

materials | aluminum | polyester rope

features | sold separately | Sunbrella® outdoor upholstery fabrics
(cushions only) upholstery found on pages 134–136



PHPA + cushion color + frame finish | armchair

dimensions | h27.50 | w31.5 | d31.5

frame finish | WH ○ white | BL ● black

rope colors | BL ● black | GR ● medium gray

materials | aluminum | polyester rope

features | sold separately | Sunbrella® outdoor upholstery fabrics
(cushions only) upholstery found on pages 134–136

NP



PHPM + cushion color + frame finish | middle

dimensions | h27.5 | w25.75 | d31

frame finish | WH ○ white | BL ● black

rope colors | BL ● black | GR ● medium gray

materials | aluminum | polyester rope

features | sold separately | Sunbrella® outdoor upholstery fabrics
(cushions only) upholstery found on pages 134–136



PHPC + cushion color + frame finish | corner

dimensions | h27.5 | w31 | d31

frame finish | WH ○ white | BL ● black

rope colors | BL ● black | GR ● medium gray

materials | aluminum | polyester rope

features | sold separately | Sunbrella® outdoor upholstery fabrics
(cushions only) upholstery found on pages 134–136

NP

Aruba series



PH5101JV-L/R | left or right arm sofa

dimensions | h26 | w29 | d29

finish | java

materials | aluminum | synthetic wicker

features | 4" seat cushion with wedge design back | cushion D-hooks | sectional connection hooks | L sectional capability

cushion | sold separately | 73 colors available
upholstery found on pages 134–136



PH5101JV-MW | large middle sofa

dimensions | h26 | w25.25 | d29

finish | java

materials | aluminum | synthetic wicker

features | 4" seat cushion with wedge design back | cushion D-hooks | sectional connection hooks | L sectional capability

cushion | sold separately | 73 colors available
upholstery found on pages 134–136



PH5101JV-C | corner sofa

dimensions | h26 | w29 | d29

finish | java

materials | aluminum | synthetic wicker

features | 4" seat cushion with wedge design back | cushion D-hooks | sectional connection hooks | L sectional capability

cushion | sold separately | 73 colors available
upholstery found on pages 134–136



PH5102JV | armchair

dimensions | h26 | w29 | d29

finish | java

materials | aluminum | synthetic wicker

features | 4" seat cushion with wedge design back | cushion D-hooks

cushion | sold separately | 73 colors available
upholstery found on pages 134–136


PH5106JV | ottoman

dimensions | h14 | w25 | d25

finish | java

materials | aluminum | synthetic wicker

features | 4" seat cushion

cushion | sold separately | 73 colors available
upholstery found on pages 134–136


PH5104JV | coffee table

dimensions | h14 | w30 | d30

finish | java

materials | aluminum | synthetic wicker

feature | tempered glass sold separately



PH5105JV | end table

dimensions | h16 | w18 | d18

java

materials | aluminum, synthetic wicker

feature | tempered glass sold separately

Belmar series



PH6101-L | left arm facing sectional

dimensions | h25.75 | w28.25 | d28.25

finish | SG ● soft gray | BL ● black

materials | aluminum powder coat

features | 6" seat cushion with wedge design back | cushion D-hooks | sectional connection hooks | L sectional capability

cushion | sold separately | 73 colors available
upholstery found on pages 134–136



PH6101-R | right arm facing sectional

dimensions | h25.75 | w28.25 | d28.25

finish | SG ● soft gray | BL ● black

materials | aluminum powder coat

features | 6" seat cushion with wedge design back | cushion D-hooks | sectional connection hooks | L sectional capability

cushion | sold separately | 73 colors available
upholstery found on pages 134–136



PH6101-M | armless middle sofa

dimensions | h25.75 | w25.5 | d28.25

finish | SG ● soft gray | BL ● black

materials | aluminum powder coat

features | 6" seat cushion with wedge design back | cushion D-hooks | sectional connection hooks | L sectional capability

cushion | sold separately | 73 colors available
upholstery found on pages 134–136



PH6102 | armchair

dimensions | h25.75 | w28.25 | d28.25

finish | SG ● soft gray | BL ● black

materials | aluminum powder coat

features | 6" seat cushion with wedge design back | cushion D-hooks

cushion | sold separately | 73 colors available
upholstery found on pages 134–136



PH6106 | ottoman

dimensions | h12 | w27.5 | d25.5

finish | SG ● soft gray | BL ● black

materials | aluminum powder coat

features | 6" seat cushion

cushion | sold separately | 73 colors available
upholstery found on pages 134–136

Belmar series



PH6104 | coffee table

dimensions | h16 | w47 | d23.5

finish | SG ● soft gray | BL ● black

materials | aluminum powder coat

feature | large 2" legs with slat design surface



PH6105 | end table

dimensions | h16 | w21.5 | d21.5

finish | SG ● soft gray | BL ● black

materials | aluminum powder coat

feature | large 2" legs with slat design surface



Inlay series



NC

SURF INLAY

PH4L + size + table color + frame finish | dining table

dimensions | 36x36 | 32x48 | 32x48 bar height
36x72 | 36x72 bar height

finish | WH ○ white | SG ● soft gray | BL ● black

table top | CR ● carrara | ● PR pietra

materials | aluminum powder coat | compact laminate

umbrella hole optional | weighted umbrella base required,
sold separately, see page 60 | ADA compliant sizes available
umbrella hole not available on bar height tables



NC

BELMAR INLAY

PH6104 + inlay color + finish color | coffee table

dimensions | h16 | w47 | d23.5

finish | WH ○ white | SG ● soft gray | BL ● black

inlay | CR ● carrara | ● PR pietra

materials | aluminum powder coat | compact laminate

feature | large 2" legs



BELMAR INLAY

PH6105 + inlay color + finish color | end table

dimensions | h16 | w21.5 | d21.5

finish | WH ○ white | SG ● soft gray | BL ● black

inlay | CR ● carrara | ● PR pietra

materials | aluminum powder coat | compact laminate

feature | large 2" legs






Umbrellas



Fiberglass Market umbrellas



PULLEY LIFT



AVAILABLE FRAME SIZES

U7.5F: 7.5' OCTAGON	U9F: 9' OCTAGON	U11F: 11' OCTAGON	U6.5F: 6.5' SQUARE	U7.5SQF: 7.5' SQUARE
A: height: 94"	A: height: 97"	A: height: 107"	A: height: 97"	A: height: 107"
B: clearance: 76"	B: clearance: 77"	B: clearance: 82"	B: clearance: 77"	B: clearance: 82"
C: upper pole 66"	C: upper pole 69"	C: upper pole 77"	C: upper pole 69"	C: upper pole 77"
D: lower pole: 37"	D: lower pole: 37"	D: lower pole: 37"	D: lower pole: 37"	D: lower pole: 37"
mast diameter: 1.5"	mast diameter: 1.5"	mast diameter: 1.5"	mast diameter: 1.5"	mast diameter: 1.5"
weight: 16 lbs.	weight: 20 lbs.	weight: 22 lbs.	weight: 15 lbs.	weight: 18 lbs.
frame finish SV silver SM silver mist WG wood grain BL black BZ bronze WH white HW Heather Willow CB Carbon				
fabric color options on page 138				



COMMERCIAL PULLEY SYSTEM



HIGH IMPACT POLYMER JOINTS AND
.5" FIBERGLASS RIBS



1.5" DIAMETER CENTER POLE

HIGH IMPACT TPU COPOLYMER FINIALS



Standard: CLASSIC BALL FINIAL

Finial will match selected frame finish



Optional: VERTEX FINIAL

Finial will match selected frame finish

FINISHES AVAILABLE



FEATURES

Smooth and effortless pulley system.

1/2" fiberglass ribs and struts for maximum strength and flexibility.

1.5" diameter center pole with a 1/8" aluminum wall thickness provides incredible strength and durability.

Stainless steel grommets attach the canopy securely to the frame.

Modular design.

Stainless steel hardware throughout.

BASE OPTIONS



UB100RSM aluminum shell (page 60) | UB70RD resin coated concrete (page 60) | UB50RD resin coated concrete (page 60)

UB75SQ steel plate (page 60) | UBBD camlock (page 63) | UBG24RSM galvanized steel (page 61) | UBG30RSM galvanized steel (page 61)

Crank Lift Fiberglass umbrellas



COMMERCIAL CRANK LIFT - NO TILT



AVAILABLE FRAME SIZES

U7.FC: 7.5' OCTAGON	U9FC: 9' OCTAGON	U11FC: 11' OCTAGON	U6.5FC: 6.5' SQUARE	U7.5SQFC: 7.5' SQUARE
A: height: 98"	A: height: 107"	A: height: 108"	A: height: 107"	A: height: 108"
B: clearance: 72"	B: clearance: 79"	B: clearance: 87"	B: clearance: 79"	B: clearance: 87"
C: upper pole 66"	C: upper pole 69"	C: upper pole 77"	C: upper pole 69"	C: upper pole 77"
D: lower pole: 37"	D: lower pole: 37"	D: lower pole: 37"	D: lower pole: 37"	D: lower pole: 37"
mast diameter: 1.5"	mast diameter: 1.5"	mast diameter: 1.5"	mast diameter: 1.5"	mast diameter: 1.5"
weight: 17 lbs.	weight: 22 lbs.	weight: 24 lbs.	weight: 18 lbs.	weight: 21 lbs.
frame finish SV silver SM silver mist WG wood grain BL black BZ bronze WH white HW Heather Willow CB Carbon				
fabric color options on page 138				



COMMERCIAL
CRANK SYSTEM



HIGH IMPACT POLYMER JOINTS AND
.5" FIBERGLASS RIBS



1.5" DIAMETER CENTER POLE

HIGH IMPACT TPU COPOLYMER FINIALS



Standard: CLASSIC BALL FINIAL


Finial will match selected frame finish.



Optional: VERTEX FINIAL

Finial will match selected frame finish.

FINISHES AVAILABLE



FEATURES

316 cast solid stainless steel crank handle and axle.

1/2" fiberglass ribs and struts for maximum strength and flexibility.

1.5" diameter center pole with a 1/8" aluminum wall thickness provides incredible strength and durability.

Stainless steel grommets attach the canopy securely to the frame.

Modular design.




Stainless steel hardware throughout.

BASE OPTIONS

UB100RSM aluminum shell (page 60) | UB70RD resin coated concrete (page 60) | UB50RD resin coated concrete (page 60)

UB75SQ steel plate (page 60) | UBBD camlock (page 63) | UBG24RSM galvanized steel (page 61) | UBG30RSM galvanized steel (page 61)

G-Series Fiberglass Market umbrellas



AVAILABLE FRAME SIZES

U13F: 13' OCTAGON

A: height: 115"

B: clearance: 85"

closed clearance: 30"

mast diameter: 2"

weight: 38 lbs.

standard frame finish

fabric color options on page 138

U10F 10' SQUARE

A: height: 115"

B: clearance: 87"

closed clearance: 25"

mast diameter: 2"

weight 36 lbs.

● SV silver

U8511F: 8.5' x11' RECTANGLE

A: height: 115"

B: clearance: 86"

closed clearance: 28"

mast diameter: 2"

weight 33 lbs.



POLISHED SILVER ANODIZED
ALUMINUM FINISH



HIGH IMPACT POLYMER JOINTS AND
.75" FIBERGLASS RIBS



COMMERCIAL
DOUBLE PULLEY SYSTEM

MARINE GRADE CHROME PLATED ALUMINUM FINIALS



Standard: CLASSIC BALL FINIAL



Optional: VERTEX FINIAL

FEATURES

Smooth and effortless double pulley system.

.75" diameter fiberglass ribs and struts support this giant canopy, and provides strength and rigidity.

2" diameter single piece aluminum center pole is 3 mm thick, provides incredible strength and durability.

Modular design.

Stainless steel hardware throughout.



Multiple mounting options are available, either semi-permanent or base mounted.

BASE OPTIONS


UBG36RSM galvanized steel (page 61) | UBG40RSM galvanized steel (page 62) | UB480 heavy duty wheel (page 62)

UB150RSM aluminum shell (page 61)

Aluminum Market umbrellas



AVAILABLE FRAME SIZES

U7.5ASV: 7.5' OCTAGON	U9ASV: 9' OCTAGON	U11ASV: 11' OCTAGON	U6.5ASV: 6.5' SQUARE	U7.5SQASV: 7.5' SQUARE
A: height: 94"	A: height: 102"	A: height: 108"	A: height: 102"	A: height: 108"
B: clearance: 70"	B: clearance: 76"	B: clearance: 82"	B: clearance: 76"	B: clearance: 82"
C: upper pole 63"	C: upper pole 69"	C: upper pole 77"	C: upper pole 69"	C: upper pole 77"
D: lower pole: 37"	D: lower pole: 37"	D: lower pole: 37"	D: lower pole: 37"	D: lower pole: 37"
mast diameter: 1.5"	mast diameter: 1.5"	mast diameter: 1.5"	mast diameter: 1.5"	mast diameter: 1.5"
weight: 17 lbs.	weight: 22 lbs.	weight: 24 lbs.	weight: 15 lbs.	weight: 21 lbs.
standard frame finish	SV  silver			
fabric color options on page 138				



POLISHED SILVER ANODIZED
ALUMINUM FINISH



HIGH IMPACT POLYMER JOINTS AND
EXTRUDED ALUMINUM RIBS



COMMERCIAL PULLEY SYSTEM

MARINE GRADE CHROME PLATED ALUMINUM FINIALS



Standard: VERTEX FINIAL



Optional: CLASSIC BALL FINIAL

FEATURES

Smooth and effortless pulley system.

Ergonomically designed ribs maintain the shape and provide added strength.

1.5" diameter, 1/8" wall thickness aluminum center pole provides incredible strength and durability.

Stainless steel hardware throughout.




Multiple mounting options are available, either semi-permanent or base mounted.

BASE OPTIONS

UB100RSM aluminum shell (page 60) | UB70RD resin coated concrete (page 60) | UB50RD resin coated concrete (page 60)

UB75SQ steel plate (page 60) | UBBD camlock (page 63) | UBG24RSM galvanized steel (page 61) | UBG30RSM galvanized steel (page 61)

G-Series Aluminum Market umbrellas



AVAILABLE FRAME SIZES

U13ASV: 13' OCTAGON

A: height: 115"

B: clearance: 85"

closed clearance: 20"

mast diameter: 2"

weight: 38 lbs.

standard frame finish

fabric color options on page 138

U10ASV: 10' SQUARE

A: height: 115"

B: clearance: 87"

closed clearance: 23"

mast diameter: 2"

weight 36 lbs.

SV  silver

U10ASV: 10' RECTANGLE

A: height: 115"

B: clearance: 86"

closed clearance: 23"

mast diameter: 2"

weight 33 lbs.



POLISHED SILVER ANODIZED
ALUMINUM FINISH



HIGH IMPACT POLYMER JOINTS AND
EXTRUDED ALUMINUM RIBS



COMMERCIAL
DOUBLE PULLEY SYSTEM

MARINE GRADE CHROME PLATED ALUMINUM FINIALS



Standard: VERTEX FINIAL



Optional: CLASSIC BALL FINIAL

FEATURES

Smooth and effortless double pulley system.

Ergonomically designed ribs maintain the shape and provide added strength.

2" diameter single piece aluminum center pole is 3 mm thick, provides incredible strength and durability.

Stainless steel hardware throughout.


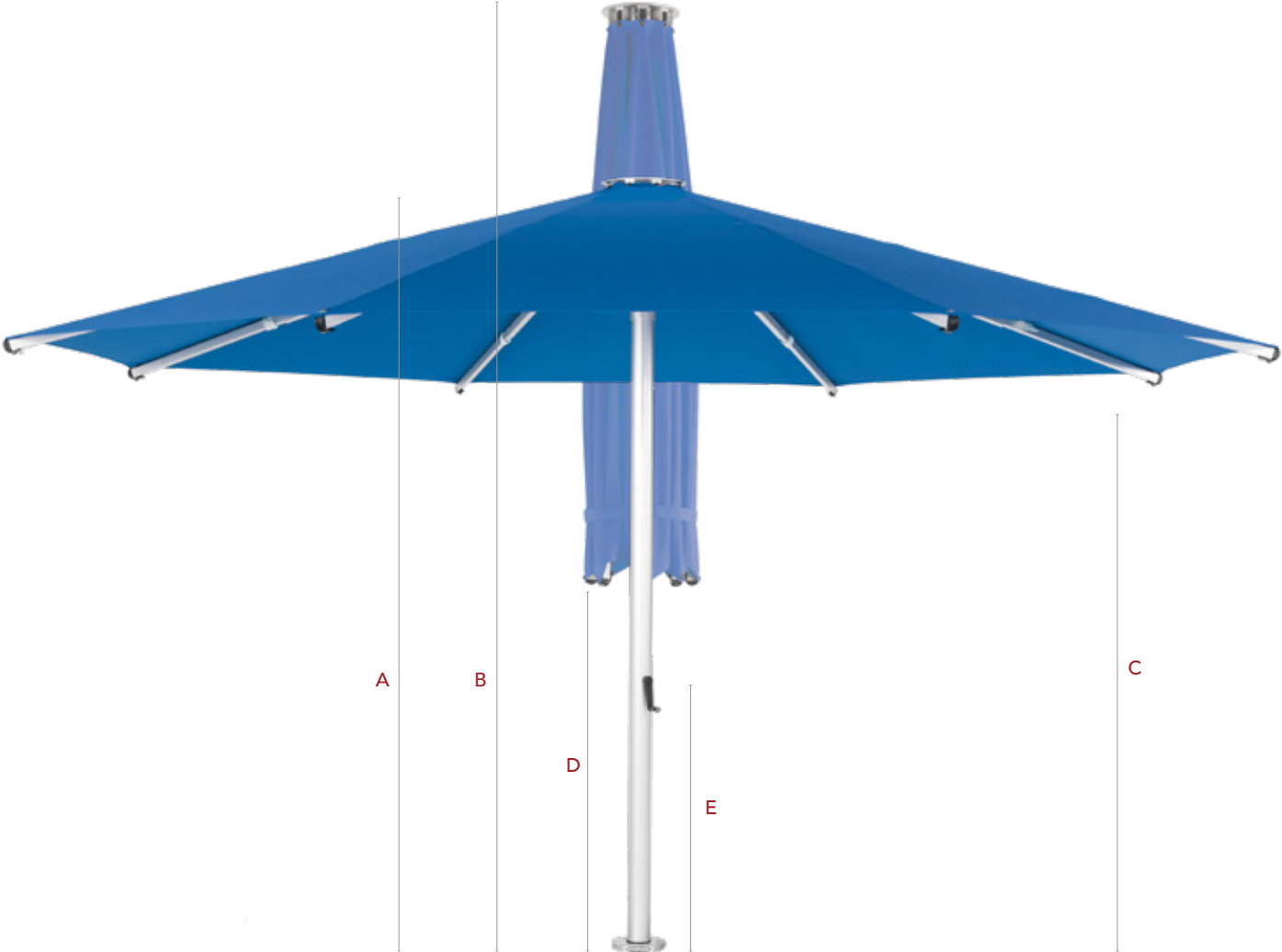
Multiple mounting options are available, either semi-permanent or base mounted.

BASE OPTIONS

UBG36RSM galvanized steel (page 61) | UBG40RSM galvanized steel (page 62) | UB480 heavy duty wheel (page 62)

UB150RSM aluminum shell (page 61)


Bolt-Down umbrellas



AVAILABLE FRAME SIZES

UBD16R: 16' OCTAGON

UBD13SQ: 13' SQUARE

A: open height: 126"	A: open height: 126"
B: closed height: 168"	B: closed height: 168"
C: clearance: 98"	C: clearance: 96"
D: crank clearance: 43"	D: closed clearance: 52"
E: mast diameter: 4"	mast diameter: 4"
weight: 260 lbs.	E: weight: 220 lbs.
standard frame finish	SM  silver mist

fabric color options on page 138



TELESCOPING MAST



DOUBLE REINFORCED JOINTS



EXTRUDED ALUMINUM MAST

FEATURES

As the telescoping cranks down, the top portion of the mast rises, allowing you to completely close the umbrella without having to move any furniture placed underneath.

4" diameter aluminum center pole with four internal strength channels, combined with the extruded aluminum ribs provide exceptional support and strength.

For easier installation of an umbrella this large, the mounts to a hinged spigot. This allows for the umbrella mast to be placed onto the spigot while the unit is on its side, prior to raising it to an upright position.

Reinforced grommets paired with an ultra-durable woven nylon wrap prevent the chance of fabric tearing from the frame.

Engineered to withstand 50-60 MPH sustained winds.

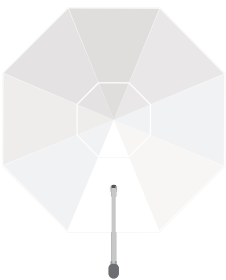
Stainless steel hardware throughout.

Please consult a licensed professional for in-ground or surface mounting installations.

BASE OPTIONS


UB550 heavy duty (page 62) | UBINGF (page 63) in-ground mount | UB20DP direct surface (page 63)

Cantilever umbrellas




AVAILABLE FRAME SIZES

UC13R: 13' OCTAGON

A: height: 110"	A: height: 112"
B: clearance: 82"	B: clearance: 82"
C: open depth: 163"	C: open depth: 135"
closed clearance: 30"	closed clearance: 27"
mast diameter: 3.3" x 5"	mast diameter: 3.3" x 5"
weight: 140 lbs.	weight: 120 lbs.
frame finish	SM  silver mist

fabric color options on page 138

special feature: wind stabilizer bars and black polyester protective cover included.



UC10SQ: 10' SQUARE



INFINITY TILT

EXTRUDED ALUMINUM ON ALL
CRITICAL JOINTS

EXTRUDED ALUMINUM MAST

FEATURES

Full 360° rotation, combined with the Infinity Tilt system, allows for countless tilt angles, providing hours of maximum shade regardless of the position of the sun.

The crank lift is built for commercial use, yet designed for smooth and effortless operation in any environment.

The mast and all critical joints are extruded aluminum, ensuring unmatched strength and durability.

Engineered to withstand 35 MPH winds. Included wind stabilizer kit increases by 5 MPH.

Stainless steel hardware throughout.

Please consult a licensed professional for in-ground or surface mounting installations.

BASE OPTIONS

UBG40R555 galvanized steel (page 62) | UB550 heavy duty (page 62) | UB12DP direct surface (page 63)

UBINGF in-ground mount (page 63)

Umbrella bases



UB50RD | resin coated concrete base for use with umbrella tables





weight | 50 lbs.

diameter | 16"

height | 7"

stem heights | n/a

stem diameter | 1.5"

finish | SM  silver mist | BL  black | BZ  bronze | WH  white



UB75SQ | steel plate base for stand alone umbrellas





weight | 75 lbs.

dimension | 24 x 24"

height | .5"

stem height | 16"

stem diameter | 1.5"

finish | SM  silver mist | BL  black | BZ  bronze | WH  white

features | wheels for easy transport, can be secured directly to surface
not guaranteed in salt air



UB70RD | resin coated concrete base for use with umbrella tables





weight | 70 lbs.

diameter | 20"

height | 3.5"

stem height | 8"

stem diameter | 1.5"

finish | WH  white | SM  silver mist | BL  black | BZ  bronze

features | resin coated, concrete filled. 2 piece base, secondary weight ring fits onto base



UB100RSM | aluminum shell base


weight | 100 lbs.

diameter | 24"

height | 4"

stem heights | 8" for tables | 18" for stand alone umbrellas

stem diameter | 1.5"

finish | SM  silver mist

features | concrete filled, wheels



UB150RSM | aluminum shell base

weight | 150 lbs.

diameter | 30"


height | 4"

stem height | 18" for stand alone umbrellas

stem diameters | 1.5" / 2"

finish | SM ● silver mist

features | concrete filled, wheels



UBG24RSM | galvanized steel plate base

weight | 70 lbs.

diameter | 24"


base height | .5"

stem height | 8" for tables

stem diameters | 1.5"

finish | SM ● silver mist

feature | can stack up to 3 of any G-Plates for increased weight and footprint



UBG30RSM | galvanized steel plate base

weight | 100 lbs.

diameter | 30"

base height | .5"

stem height | 18" for stand alone umbrellas

stem diameters | 1.5"

finish | SM ● silver mist

feature | can stack up to 3 of any G-Plates for increased weight and footprint



UBG36RSM | galvanized steel plate base

weight | 150 lbs.

diameter | 36"

base height | .5"

stem height | 18" for stand alone umbrellas

stem diameters | 1.5" / 2"

finish | SM ● silver mist

feature | can stack up to 3 of any G-Plates for increased weight and footprint

Umbrella bases



UBG40RSM | galvanized steel plate base

weight | 185 lbs.

diameter | 40"

base height | .5"

stem heights | 18" for stand alone umbrellas

stem diameters | 1.5" / 2"

finish | SM ● silver mist

feature | can stack up to 3 of any G-Plates for increased weight and footprint



UBG40R555 | galvanized steel plate stack

weight | 555 lbs.

diameter | 40"

base height | 2"

finish | SM ● silver mist

features | triple 40G stack is a required base option for the Cantilever, all 3 plates bolt together, spigot mounts to top plate



UB480 | heavy duty wheel base (minimum weight required 480 lbs and ships empty, pavers not included)

weight | 80 lbs.

dimension | 33 x 34"

height | 10.5" with wheels | 6.5" w/o wheels

finish | SM ● silver mist

features | Holds three 16" pavers per quadrant (12 total pavers). Minimum paver weight per quadrant must be 105 lbs. (35 lbs. per paver) | for 2" diameter pole G-series umbrellas



UB550 | heavy duty base

weight | 550 lbs.

dimension | 45 x 45"

height | 5"

finish | SM ● silver mist

features | galvanized steel frame, smooth aluminum lid housing pavers, bolt-down or cantilever spigot mounts directly to universal deck plate on lid



UB12DP | direct surface mounting plate for cantilever

weight | 12 lbs.

diameter | 12"

height | 5"

finish | BL ● black

features | direct surface mounting deck plate, can be mounted to concrete or wood deck or any stable solid surface



UB20DP | direct surface mounting plate for bolt-down

weight | 20 lbs.

diameter | 20"

height | .5"

finish | SM ● silver mist

features | direct surface mounting deck plate, can be mounted to concrete, wood deck, or any stable solid surface



UBBD | camlock surface mount

weight | 9 lbs.

stem height | 18"

plate diameter | 4"

stem diameter | 1.5"

finish | SM ● silver mist

features | Direct surface mounting plate. Concrete or wood deck or any stable solid surface. Stem can be removed for storage. (HARDWARE NOT INCLUDED)



UBINGF | in-ground mount for bolt-down & cantilever

weight | 18 lbs.

diameter | 8"

height | 20"

finish | SM ● silver mist

features | in-ground mounting in soil, clay or concrete



Industrial seating



Chester series



NP

PRODUCT INFORMATION

102C+wood+R-SB side chair dimensions | h34 | w18.25 | sh18 | sd18

102B+wood+R-SB barstool dimensions | h41 | w18.25 | sh30 | sd15

frame finish BL ● black

wood seat and back colors FH ● farmhouse | KP ● knotty pine | VW ● vintage walnut

materials sand black powder coat finish

Barrick series



PRODUCT INFORMATION

2165C+seat+SM	side chair dimensions h32.5 w17 sh17.5 sd16.5
2165B+seat+SM	barstool dimensions h42.5 w17 sh29 sd16.5
frame finish	sand black power coat clear coat
standard vinyl colors	BL ● black
wood seat and back colors	ASH ● autumn ash
materials	welded 18 gauge steel
features	upgraded vinyl and textile upholstery options found on pages 125 - 133 C.O.M.





NV series



PRODUCT INFORMATION

JS44CASH-AASB	side chair dimensions h33.5 w19.25 sh19 sd17
JS44HASH-AASB	counter stool dimensions h40 w19.25 sh26 sd17
JS44BASH-AASB	barstool dimensions h43.5 w19.25 sh29.5 sd17

frame finish SB ● sand black

wood finish AA ● autumn ash

materials solid steel rod | ash veneer wood

seat options wood | upholstered

feature upholstery found on pages 125 - 133 | C.O.M.

Hamilton series



PRODUCT INFORMATION

JS10CNTV-NTPL side chair dimensions | h32 | w18 | sh18 | sd16.5

JS10HNTV-NTPL counter stool dimensions | h39 | w18 | sh26 | sd16.5

JS10BNTV-NTPL barstool dimensions | h42 | w18 | sh29 | sd16.5

frame finish PL ● platinum powder coat | SB ● black (not available for JS10HNTV-NTPL)

wood finish NTV ● natural

materials welded steel | powder coat | ash wood veneer

seat options wood | upholstery found on pages 125 - 133 | C.O.M.

Memphis series



bench available in SB sand black only.



PRODUCT INFORMATION

JS33C+wood+frame	side chair dimensions h34.5 w17.25 sh18 sd18.5
JS33H+wood+frame	counter stool dimensions h36.25 w16.5 sh26 sd15.5
JS33B+wood+frame	barstool dimensions h40.5 w16.5 sh30.25 sd15.5
JS337ASH-SB	bench dimensions w47.25 sh18 sd14
frame finish	RU ● distressed SB ● sand black
wood finish	NT ● natural ash AA ● autumn ash GR ● gray ash
materials	welded box tube steel powder coat ash wood
seat options	wood upholstery found on pages 125 - 133 C.O.M.

Lincoln series



PRODUCT INFORMATION

JS22C+seat+back+CL	side chair dimensions h31 w16 sh18 sd13 sw15.5
JS200C+seat+CL	backless chair dimensions h18 w16 sd13 sw15.5
JS22H+seat+back+CL	counter stool dimensions h39 w18 sh26 sd13 sw15.5
JS200H+seat+CL	backless counter stool dimensions h26 w18 sd13 sw15.5
JS22B+seat+back+CL	barstool dimensions h42 w17.5 sh29 sd13 sw15.5
JS200B+seat+back+CL	backless barstool dimensions h29 w17.5 sd13 sw15.5
frame finish	CL ● clear coat
back options	AA ● autumn ash wood CL ● clear coat stamped steel
seat options	wood upholstery found on pages 125 - 133 C.O.M.
materials	welded steel powder coat ash wood
feature	steel swivel glides with nylon floor protectors

Henry series



PRODUCT INFORMATION

JS88C+wood+frame	side chair dimensions h33.5 w19 sh17.5 sd15.5 sw16
JS88H+wood+frame	counter stool dimensions h38 w19 sh26 sd15.5 sw16
JS88B+wood+frame	barstool dimensions h41 w19 sh29 sd15.5 sw16
JS800H +wood+frame	backless counter stool dimensions h26 w15.5 sd15.5
JS800B+wood+frame	backless barstool dimensions h30.5 w15.5
frame finish	RU ● distressed SB ● sand black
seat options	wood upholstery found on pages 125 - 133 C.O.M.
seat wood finish	NT ● natural ash AA ● autumn ash
materials	welded tubular steel ash wood

Lima Clear Coat series



TRENT



PRODUCT INFORMATION

2160C+seat+CL side chair dimensions | h32.5 | w17.25 | sh17.5 | sd16.5

2160H+seat+CL counter stool dimensions | h39.5 | w17 | sh27 | sd16.5

2160B+seat+CL barstool dimensions | h42.5 | w17.25 | sh29 | sd16.5

2510H+seat+CL backless counter stool dimensions | h27 | w16 | sd15.75

2510B+seat+CL backless barstool dimensions | h30 | w16 | sd15.75

frame finish CL ● clear coat

standard vinyl colors BLV ● black

wood seat colors ASH ● autumn ash | NTW ● natural | CHW ● light cherry | MHW ● mahogany
WAW ● walnut | BLW ● black

relic seat colors AW ○ antique wash | CS ● chestnut | FH ● farmhouse | KP ● knotty pine |
RC ● rustic copper | VW ● vintage walnut

materials welded steel construction | powder coat

features upgraded vinyl options found on pages 125 - 133 | C.O.M.



Nash series



PRODUCT INFORMATION

JS55CASH-AA+frame	side chair dimensions h34 w22 sh18 sd16.5 sw15
JS55BASH-AA+frame	barstool dimensions h43.75 w22 sh29.5 sd16.5 sw15
frame finish	SB ● sand black
wood finish	AA ● autumn ash veneer
materials	welded tubular steel veneer seat and back
feature	stackable (side chair only)



Steel seating

Lima series



PRODUCT INFORMATION

2160C+seat+SB	ladder back side chair dimensions h33 w17.25 sh17.5 sd16.5
2160B+seat+SB	ladder back barstool dimensions h43.75 w17.25 sh30.5 sd16.5
2160S+seat+SB	ladder back swivel barstool dimensions h42.5 w17.25 sh30.5 sd16.5
frame finish	sand black powder coat
standard vinyl colors	BLV ● black
wood seat colors	ASH ● autumn ash NTW ● natural CHW ● light cherry MHW ● mahogany WAW ● walnut BLW ● black
relic seat colors	AW ○ antique wash CS ● chestnut FH ● farmhouse KP ● knotty pine RC ● rustic copper VW ● vintage walnut
materials	welded 18 gauge steel
features	upgraded vinyl options found on pages 125 - 133 C.O.M.

Lima Silver Mist series



PRODUCT INFORMATION

2160C+seat+SM side chair dimensions | h33 | w17.25 | sh17.5 | sd16.5

2160B+seat+SM barstool dimensions | h43.75 | w17.25 | sh30.5 | sd16.5

frame finish silver mist powder coat

standard vinyl colors BLV ● black

wood seat colors ASH ● autumn ash | NTW ● natural | CHW ● light cherry | MHW ● mahogany
WAW ● walnut | BLW ● black

relic seat colors AW ○ antique wash | CS ● chestnut | FH ● farmhouse | KP ● knotty pine
RC ● rustic copper | VW ● vintage walnut

materials welded 18 gauge steel

features upgraded vinyl options found on pages 125 - 133 | C.O.M.

Dale series



PRODUCT INFORMATION

2150C+seat+back+SB	veneer wood back side chair dimensions h33 w17.25 sh17.5 sd16.5
2150B+seat+back+SB	veneer wood back barstool dimensions h43.75 w17.25 sh30.5 sd16.5
2150S+seat+back+SB	veneer wood back swivel barstool dimensions h42.5 w17.25 sh30.5 sd16.5
frame finish	sand black powder coat
standard vinyl colors	BLV ● black
veneer wood seat and back colors	NTW ● natural CHW ● light cherry MHW ● mahogany WAW ● walnut
materials	welded 18 gauge steel
features	upgraded vinyl options found on pages 125 - 133 C.O.M.

Espy series



PRODUCT INFORMATION

2151C+seat+back+SB	slotted veneer wood back side chair dimensions h33 w17.25 sh17.5 sd16.5
2151B+seat+back+SB	slotted veneer wood back barstool dimensions h43.75 w17.25 sh30.5 sd16.5
2151S+seat+back+SB	slotted veneer wood back swivel barstool dimensions h42.5 w17.25 sh30.5 sd16.5
frame finish	sand black powder coat
standard vinyl colors	BLV ● black
veneer wood seat and back colors	NTW ● natural CHW ● light cherry MHW ● mahogany WAW ● walnut
materials	welded 18 gauge steel
features	upgraded vinyl options found on pages 125 - 133 C.O.M.

Darby series



PRODUCT INFORMATION

2152C+seat+back+SB	circle veneer wood back side chair dimensions h33 w17.25 sh17.5 sd16.5
2152B+seat+back+SB	circle veneer wood back barstool dimensions h43.75 w17.25 sh30.5 sd16.5
2152S+seat+back+SB	circle veneer wood back swivel barstool dimensions h42.5 w17.25 sh30.5 sd16.5
frame finish	sand black powder coat
standard vinyl colors	BLV ● black
veneer wood seat and back colors	NTW ● natural CHW ● light cherry MHW ● mahogany WAW ● walnut
materials	welded 18 gauge steel
features	upgraded vinyl options found on pages 125 - 133 C.O.M.

Meghan series



NP

PRODUCT INFORMATION

JS33CM+seat+SB	side chair dimensions h34.5 w17.25 sh18 sd18.5
JS33CHM+seat+SB	counter stool dimensions h36.25 w16.5 sh26 sd15.5
JS33BM+seat+SB	barstool dimensions h40.5 w16.5 sh30.25 sd15.5
JS337M+seat+SB	bench dimensions h18 w47.25 sh18 sd14
frame finish	sand black power coat
materials	welded 18 gauge steel
features	upholstery options found on pages 125 - 133 C.O.M.

Polk series



PRODUCT INFORMATION

2161C+seat+SB	perforated back side chair dimensions h33 w17.25 sh17.5 sd16.5
2161B+seat+SB	perforated back barstool dimensions h43.75 w17.25 sh30.5 sd16.5
frame finish	sand black powder coat
standard vinyl colors	BLV ● black
wood seat colors	ASH ● autumn ash NTW ● natural CHW ● light cherry MHW ● mahogany WAW ● walnut BLW ● black
relic seat colors	AW ○ antique wash CS ● chestnut FH ● farmhouse KP ● knotty pine RC ● rustic copper VW ● vintage walnut
materials	welded 18 gauge steel
features	upholstery options found on pages 125 - 133 C.O.M.

Akrin series



PRODUCT INFORMATION

2130C+seat+SB	cross back side chair dimensions h33 w17.25 sh17.5 sd16.5
2130B+seat+SB	cross back barstool dimensions h43.75 w17.25 sh30.5 sd16.5
2130S+seat+SB	cross back swivel barstool dimensions h42.5 w17.25 sh30.5 sd16.5
frame finish	sand black powder coat
standard vinyl colors	BLV ● black
wood seat colors	ASH ● autumn ash NTW ● natural CHW ● light cherry MHW ● mahogany WAW ● walnut BLW ● black
relic seat colors	AW ○ antique wash CS ● chestnut FH ● farmhouse KP ● knotty pine RC ● rustic copper VW ● vintage walnut
materials	welded 18 gauge steel
features	upholstery options found on pages 125 - 133 C.O.M.

Troy series



PRODUCT INFORMATION

2090C+seat+SB	slat back side chair dimensions h33 w17.25 sh17.5 sd16.5
2090B+seat+SB	slat back barstool dimensions h43.75 w17.25 sh30.5 sd16.5
frame finish	sand black powder coat
standard vinyl colors	BLV ● black
wood seat colors	ASH ● autumn ash NTW ● natural CHW ● light cherry MHW ● mahogany WAW ● walnut BLW ● black
relic seat colors	AW ○ antique wash CS ● chestnut FH ● farmhouse KP ● knotty pine RC ● rustic copper VW ● vintage walnut
materials	welded 18 gauge steel
features	upholstery options found on pages 125 - 133 C.O.M.

Trent series



PRODUCT INFORMATION

2510B+seat+SB	metal barstool dimensions h30 w16 sd15.75
2510B+seat+CL	metal barstool dimensions h30 w16 sd15.75
2510H seat+CL	metal counter stool dimensions h27 w16 sh27 sd15.75
frame finish	CL ● clear coat SB ● sand black
standard vinyl colors	BLV ● black
wood seat colors	ASH ● autumn ash NTW ● natural CHW ● light cherry MHW ● mahogany WAW ● walnut BLW ● black
relic seat colors	AW ○ antique wash CS ● chestnut FH ● farmhouse KP ● knotty pine RC ● rustic copper VW ● vintage walnut
materials	welded 18 gauge steel
features	upholstery options found on pages 125 - 133 C.O.M.

Bristol series



PRODUCT INFORMATION

4301C+seat+SB	side chair dimensions h33 w17.25 sh17.5 sd17
4301B+seat+SB	barstool dimensions h43.75 w17.25 sh30.5 sd16.5
4301S+seat+SB	swivel barstool dimensions h42.5 w17.25 sh30.5 sd16.5
frame finish	sand black powder coat
materials	welded 18 gauge steel
features	upholstery options found on pages 125 - 133 C.O.M.



Wood seating

Emma series



PRODUCT INFORMATION

ZWC22+finish+seat	side chair dimensions h32.5 w17 sh17.75 sd16 sw17
ZWB22+finish+seat	barstool dimensions h42.5 w17 sh30 sd14.75 sw16
frame finish	DW ● dark walnut NT ● natural
seat options	wood graded vinyls found on pages 125 - 133 C.O.M.
custom options	wood reveal edge with upholstery on seat and back
materials	european beechwood
feature	modern mid-century design european manufactured

Emma Cane Back series



PRODUCT INFORMATION

ZWC22+finish+seat	side chair dimensions h32.5 w17 sh17.75 sd16 sw17
ZWB22+finish+seat	barstool dimensions h42.5 w17 sh30 sd14.75 sw16
frame finish	NT ● natural DW ● dark walnut
seat options	wood graded vinyls found on pages 125 - 133 C.O.M.
custom options	wood reveal edge upholstered seat edge
materials	european beechwood synthetic cane back
feature	modern mid-century design european manufactured

Sofia series



Upcharge applies for ribbed upholstered seat.

PRODUCT INFORMATION

ZWC88+finish+seat	side chair dimensions h33.5 w18 sh18.75 sd15.5 sw15.5
ZWB88+finish+seat	barstool dimensions h42 w18 sh30 sd15.5 sw16
frame finish	BW ● black walnut CS ● vintage
seat options	wood graded vinyls found on pages 125 - 133 C.O.M.
materials	european beechwood
feature	steamed bentwood european manufactured

Dover series



PRODUCT INFORMATION

ZWC305+finish+seat	side chair dimensions h32.5 w18 sh18.5 sd17 sw17.5
ZWB305+finish+seat	barstool dimensions h41 w16.5 sh30 sd16.25 sw16.25
frame finish	DW ● dark walnut BL ● black stain
seat options	wood graded vinyls found on pages 125 - 133 C.O.M.
materials	european beechwood
feature	barstool—brass footrest satin nickel finish available upon request european manufactured

Giulia series



PRODUCT INFORMATION

ZWC66+finish+seat	side chair dimensions h30 w17 sh18 sd15 sw15
ZWB66+finish+seat	barstool dimensions h42.5 w17 sh30 sd14.75 sw15
frame finish	DW ● dark walnut NT ● natural BL ● black stain
seat options	wood graded vinyls found on pages 125 - 133 C.O.M.
materials	european beechwood
feature	space saving design european manufactured



Aston series



PRODUCT INFORMATION

ZWC304+finish+seat	side chair dimensions h31.75 w17.25 sh18 sd16 sw17.25
ZWB304+finish+seat	barstool dimensions h43.75 w17.25 sh30.75 sd16 sw17.25
frame finish	DW ● dark walnut BL ● black stain
seat options	wood graded vinyls found on pages 125 - 133 C.O.M.
materials	european beechwood
feature	brass footrest satin nickel finish available upon request european manufactured

Berkeley series



PRODUCT INFORMATION

ZWC101+finish+seat	ladder back side chair dimensions h34 w17.5 sh18.5 sd17
ZWB101+finish+seat	ladder back barstool dimensions h44 w17.5 sh29.5 sd16
frame finish	DM ● dark mahogany NT ● natural BL ● black stain DW ● dark walnut
wood seat finishes	DM ● dark mahogany NT ● natural BL ● black stain DW ● dark walnut
relic seat colors	AW ○ antique wash CS ● chestnut FH ● farmhouse KP ● knotty pine RC ● rustic copper VW ● vintage walnut
standard vinyl colors	BLV ● black
seat options	wood graded vinyls found on pages 125 - 133 C.O.M.
materials	european beechwood
feature	brass footrest standard on barstool satin nickel finish available upon request european manufactured

Stockton series



PRODUCT INFORMATION

ZWB680+finish+seat	backless barstool dimensions h30 w17.25 d15.75 sw16
frame finish	DM ● dark mahogany NT ● natural BL ● black stain DW ● dark walnut
wood seat finishes	DM ● dark mahogany NT ● natural BL ● black stain DW ● dark walnut
relic seat colors	AW ○ antique wash CS ● chestnut FH ● farmhouse KP ● knotty pine RC ● rustic copper VW ● vintage walnut
standard vinyl colors	BLV ● black
seat option	wood graded vinyls found on pages 125 - 133 C.O.M.
materials	european beechwood
feature	brass footrest standard on barstool satin nickel finish available upon request european manufactured



Tables indoor

Wood Veneer table tops



VN2430 | 24 x 30

VN3030 | 30 x 30

VN3636 | 36 x 36

VN3042 | 30 x 42

VN3048 | 30 x 48

VN3060 | 30 x 60

VN3072 | 30 x 72

VN24 | 24R

VN30 | 30R


VN36 | 36R

VN48 | 48R

finish | AA ● autumn ash | NT ● natural

materials | 1¼" thick ash wood edge with ash wood veneer inlay

Midtown table tops



finish code+size | 24 x 24

finish code+size | 24 x 30

finish code+size | 30 x 30

finish code+size | 36 x 36

finish code+size | 30 x 42

finish code+size | 30 x 48

finish code+size | 30 x 60

finish code+size | 30 x 72

finish code+size | 24R

finish code+size | 30R

finish code+size | 36R

finish code+size | 45R

finish | CNT ● textured concrete | EST ● textured espresso
 SO ● textured sawmill oak | DW ● textured driftwood
 FF ● textured frosted slate | WH ○ white

materials | 1⅞" edge with honeycomb core | melamine surface
 with matching ABS edge

Relic table tops



thickness+finish code+size | 24 x 30

thickness+finish code+size | 30 x 30

thickness+finish code+size | 36 x 36

thickness+finish code+size | 30 x 42

thickness+finish code+size | 30 x 48

thickness+finish code+size | 30 x 60

thickness+finish code+size | 30 x 72

thickness+finish code+size | 30R

thickness+finish code+size | 36R

thickness+finish code+size | 48R

thickness | 1" or 2" thick MDF core

materials | melamine | matching PVC edge

finish | RC ● rustic copper | FH ● farmhouse | KP ● knotty pine

CS ● chestnut | AW ● antique wash |

VW ● vintage walnut





Wireless Charger flat mount



PRODUCT INFORMATION

NP-KEY	magnetic key to remove batteries w180mm
NPC-BATT	spare battery with usb-a & usb-c w140mm
NPC-CHARGE	battery charging tray and cord *batteries not included h90mm w245mm d185mm



NP

PRODUCT INFORMATION

NP-FLATKIT-1	single flat mount starter kit (flat coil, table dock, battery, key & charger tray & installation)
NPC-FLATP	wireless charger flat pack (flat coil, table dock, battery & installation)

Wireless Charger on-top mount



NP

PRODUCT INFORMATION

NPC-TOPKIT-1	single on-top starter kit (on-top coil, table dock, battery, key & charger tray)
NPC-TOPKIT-4	4 pack on-top starter kit (4 on-top coils, 4 table docks, 4 batteries, 1 key, & 1 charger tray)
NPC-TOPP	wireless charger-on-top pack (on top coil, table dock & battery)

Atlas bases



NP

Ships KD

PRODUCT INFORMATION

TBA2-3048 dining height | h28.5 (for a 30x48 top)

TBA2-3060 dining height | h28.5 (for a 30x60 top)

TBA2-3072 dining height | h28.5 (for a 30x72 top)

TBA2-3048T bar height | h40.5 (for a 30x48 top)

TBA2-3060T bar height | h40.5 (for a 30x60 top)

TBA2-3072T bar height | h40.5 (for a 30x72 top)

frame finish BL ● sand black

materials steel | powder coat

Urban bases



NP

Ships KD

PRODUCT INFORMATION

TBU2-3048	dining height h28.5 (for a 30x48 top)
TBU2-3060	dining height h28.5 (for a 30x60 top)
TBU2-3072	dining height h28.5 (for a 30x72 top)
TBU2-3048T	bar height h40.5 (for a 30x48 top)
TBU2-3060T	bar height h40.5 (for a 30x60 top)
TBU2-3072T	bar height h40.5 (for a 30x72 top)
frame finish	BL ● sand black
materials	steel powder coat

Indoor bases



Jaxon



BXS-2020 | 20" cross base | dining height

BXS-2020T | 20" cross base | bar height

BXS-2424 | 24" cross base | dining height

BXS-2424T | 24" cross base | bar height

top plate | 11 3/4" bolt on plate

finish | sand black

materials | stamped steel

column | 3" square

feature | unique vertical design



Jaxon

BXS-0024 | 24" end base | dining height
2-pc set

BXS-0024T | 24" end base | bar height
2-pc set

top plate | 11 3/4" bolt on plates

finish | sand black

materials | stamped steel

column | 3" square

feature | unique vertical design

Uptown



LP-18R | 18" round base | dining height

LP-18RT | 18" round base | bar height

LP-20R | 20" round base | dining height

LP-20RT | 20" round base | bar height

LP-24R | 24" round base | dining height

LP-24RT | 24" round base | bar height

top plate | 11 3/4" bolt on plate

finish | sand black | white

materials | stamped steel

column | 3" round

features | thin profile design



Uptown

LP-18SQ | 18" square base | dining height

LP-18SQT | 18" square base | bar height

LP-20SQ | 20" square base | dining height

LP-20SQT | 20" square base | bar height

LP-24SQ | 24" square base | dining height

LP-24SQT | 24" square base | bar height

top plate | 11 3/4" bolt on plate

finish | sand black | white

materials | stamped steel

column | 3" square

features | thin profile design



Indoor bases



Uptown

LP-0024SQ | 24" end base | dining height | 2-pc set

LP-0024SQ | 24" end base | bar height | 2-pc set

top plate | 11 3/4" bolt on plate

finish | sand black | white

materials | stamped steel

column | 3" square

feature | thin profile design

Indoor



STB+size+height | round base

base diameter | 18 | 22 | 30

finish | sand black

materials | stamped steel

top plate | welded | BP bolt on plate

dining | C counter | T bar height

3" or 4" diameter columns (3" column welded plate 7.8 x 7.8" | 3" or 4" column bolt-on plate 11.8 x 11.8")

Indoor foot ring



STB+base size+TFR | base with foot ring

available in all cross and round sizes

finish | sand black

materials | stamped steel

top plate | welded

feature | 3" or 4" diameter columns
(3" column welded plate 7.8 x 7.8")

Niles



PHTB500 | round base | dining height

PHTB500T | round base | bar height

base diameter | 20

finish | sand black

materials | cast iron

feature | ornate base plate

Indoor



ST+size+height | cross base

base spread | 22 x 22 | 24 x 30 | 30 x 30
36 x 36

finish | sand black

materials | stamped steel

top plate | welded | BP bolt on plate

dining | C counter | T bar height

3" or 4" diameter columns (3" column welded plate 7.8 x 7.8" | 3" or 4" column bolt-on plate 11.8 x 11.8")

Indoor



STB-0022 | dining height (sold separately)

STB-0022CBP | counter height (sold separately)

STB-0022T | bar height (sold separately)

base spread | 5 x 22 | 2 required per top

finish | sand black

materials | stamped steel

top plate | welded | BP bolt on plate

feature | ADA capabilities

(3" column welded plate 7.8 x 7.8" | 3" column bolt-on plate 11.8 x 11.8")

Indoor bases



Corner Post leg

TB-SQ2 | 2" square post | dining height
(sold as set of 4)

TB-SQ3 | 3" square post | dining height
(sold as set of 4)

finish | sand black

materials | steel and powder coat

feature | ADA capabilities



NV corner leg

NV4L-SB | dining height
(sold as set of 4)

NV4L-SBC | counter height
(sold as set of 4)

NV4L-SBT | bar height
(sold as set of 4)

finish | black

materials | solid rod steel

feature | matches NV chair series
ADA capabilities



Cantilever

TB-C22 | bracket 22" long

TB-C33 | bracket 33" long

TB-P125 | pin leg 1.25

finish | glossy black powder coat
black wrinkle (pin leg)

materials | welded steel

feature | wall mounting



Bolt-down base

TB-BD | base | dining height

TB-BDT | base | bar height

TB-BDC | base | counter height

finish | black wrinkle

materials | welded steel

feature | cover plate



I-beam

JSTB3636+height | 36 x 36

JSTB3048+height | 30 x 48

JSTB3648+height | 36 x 48

JSTB3060+height | 30 x 60

JSTB3660+height | 36 x 60

JSTB3072+height | 30 x 72

JSTB3672+height | 36 x 72

finish | black powder coat

materials | steel

features | electric outlet capability | frame manufactured
to conceal hardwiring
(Outlets & wiring not included. Cover plates included for unused outlet cutouts.)

dining height BL or bar height BLT

Indoor / Outdoor bases



Alpha indoor | outdoor

PHTBBD+finish | bolt-down base

PHTBBDT+finish | bolt-down base

finish | SS ■ stainless | BL ● black | SV ● silver

materials | 304 stainless steel

dining or bar height

feature | ADA capabilities | bolt down



Elite indoor | outdoor

PHTB+size+SQSS | square | dining height

PHTB+size+SQSST | square | bar height

base spread | 18 x 18 | 24 x 24

top plate | 11.8" x 11.8"

materials | 304 brushed stainless steel

dining or bar height



Elite indoor | outdoor

PHTB+size+RSS | round | dining height

PHTB+size+RSST | round base bar height

base diameter | 18 | 24

top plate | 11.8" x 11.8"

materials | 304 brushed stainless steel

dining or bar height



Elite indoor | outdoor

PHTB0024SS | dining height (sold as pair)

PHTB0024SST | bar height (sold as pair)

base spread | 4 x 24

top plate | 11.8" x 11.8"

materials | 304 brushed stainless steel

feature | ADA capabilities



Elite double column indoor | outdoor

PHTB1630SS | dining height

PHTB1630SST | bar height

base spread | 16 x 30

top plate | 11.8" x 11.8"

materials | 304 brushed stainless steel

Trash receptacles


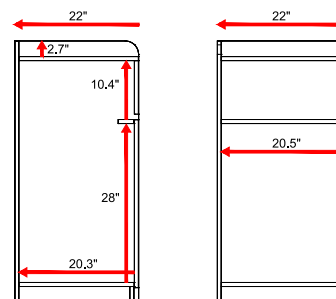


TE4622CS | trash receptacle

finish | CS ● chestnut

material | melamine | MDF

feature | holds standard 35 gallon plastic container, size 19" w x 19" d x 27" h



TE4622VW | trash receptacle

finish | VW ● vintage walnut

material | melamine | MDF

feature | holds standard 35 gallon plastic container, size 19" w x 19" d x 27" h



TE4622KP | trash receptacle

finish | KP ● knotty pine

material | melamine | MDF

feature | holds standard 35 gallon plastic container, size 19" w x 19" d x 27" h

Trash receptacles



TE4622RC | trash receptacle

finish | RC ● rustic copper

material | melamine | MDF

feature | holds standard 35 gallon plastic container, size 19"w x 19"d x 27"h



TE4622AW | trash receptacle

finish | AW ● antique wash

material | melamine | MDF

feature | holds standard 35 gallon plastic container, size 19"w x 19"d x 27"h




TE4622FH | trash receptacle

finish | FH ● farmhouse

material | melamine | MDF

feature | holds standard 35 gallon plastic container, size 19"w x 19"d x 27"h

Server stations – single door

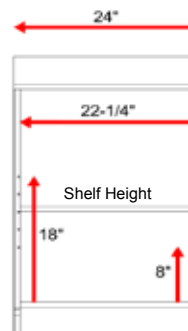
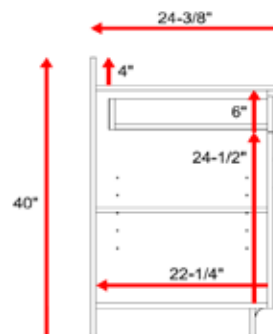


WS4024CS | server station

finish | CS ● chestnut

material | melamine | MDF

feature | drawer and inside shelf



WS4024VW | server station

finish | VW ● vintage walnut

material | melamine | MDF

feature | drawer and inside shelf



WS4024KP | server station

finish | KP ● knotty pine

material | melamine | MDF

feature | drawer and inside shelf

Server stations – single door




WS4024RC | server station

finish | RC ● rustic copper

material | melamine | MDF

feature | drawer and inside shelf



WS4024AW | server station

finish | AW ● antique wash

material | melamine | MDF

feature | drawer and inside shelf



WS4024FH | server station

finish | FH ● farmhouse

material | melamine | MDF

feature | drawer and inside shelf

Server stations – double door

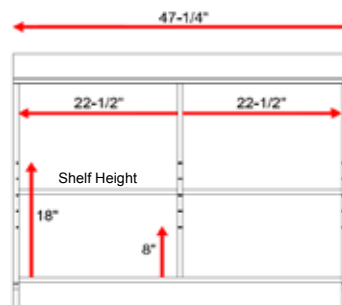
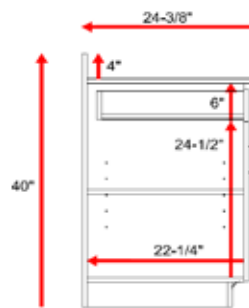


WS4047CS | server station

finish | CS ● chestnut

material | melamine | MDF

feature | 2 drawers and 2 inside shelves



WS4047VW | server station

finish | VW ● vintage walnut

material | melamine | MDF

feature | 2 drawers and 2 inside shelves



WS4047KP | server station

finish | KP ● knotty pine

material | melamine | MDF

feature | 2 drawers and 2 inside shelves

Server stations – double door



WS4047RC | server station

finish | RC ● rustic copper

material | melamine | MDF

feature | 2 drawers and 2 inside shelves



WS4047AW | server station

finish | AW ● antique wash

material | melamine | MDF

feature | 2 drawers and 2 inside shelves



WS4047FH | server station

finish | FH ● farmhouse

material | melamine | MDF

feature | 2 drawers and 2 inside shelves

Seat cushions



NP

Tahiti outdoor



PHXSC	Chair cushion dimensions w16 d17.5
PHXAC	Armchair cushion dimensions w17 d18.5
PHXSB	Barstool cushion dimensions w15.25 d17.5
materials	Genuine Sunbrella® Fabric; Foam inserts
features	Custom manufactured in the US; Commercial quality & construction; Ties attach with Velcro®



NP

Key West outdoor

PHKC	Chair cushion dimensions w17.75 d17.75
PHKB	Barstool cushion dimensions w17 d16.75
materials	Genuine Sunbrella® Fabric; Foam inserts
features	Custom manufactured in the US; Commercial quality & construction; Ties attach with Velcro®



NP

Cayman outdoor

PHPCSEAT-CU(+)	Sofa corner cushion dimensions w26.75 d21
PHPCBACK-2PL(+)	Sofa corner pillow dimensions w26.75 d19.5
PHPMSEAT-CU(+)	Sofa middle cushion dimensions w25.75 d21
PHPMBACK-PL(+)	Sofa middle pillow dimensions w25.75 d19.5
PHPASEAT-CU(+)	Armchair cushion dimensions w27.5 d21
PHPABACK-PL(+)	Armchair pillow dimensions w27.5 d19.5
materials	Genuine Sunbrella® Fabric; Foam inserts
features	Custom manufactured in the US; Commercial quality & construction

Seat cushions

Aruba outdoor



PH5101-CU(+)	Left/right cushion dimensions w25.5 d19.5
PH5101-CU(+)	Wide middle cushion dimensions w25.5 d19.5
PH5101M-CU(+)	Middle cushion dimensions w21.5 d19.5
PH5101C-CU(+)	Corner cushion dimensions w19.5 d19.5
PH5102-CU(+)	Armchair cushion dimensions w21.5 d20
PH5106-CU(+)	Ottoman cushion dimensions w25 d25
materials	Genuine Sunbrella® Fabric; Foam inserts
features	Custom manufactured in the US; Commercial quality & construction



Seat cushions



Belmar outdoor

PH6101-CU+	Left/right cushion dimensions w25.5 d19.5
PH6101C-CU+	Middle cushion dimensions w25.5 d19.5
PH6102-CU+	Armchair cushion dimensions w25.5 d19.5
PH6106-CU+	Ottoman cushion dimensions w27.5 d25.5
materials	Genuine Sunbrella® Fabric; Foam inserts
features	Custom manufactured in the US; Commercial quality & construction



NP


Maui outdoor

PHV-CU+	Cushion dimensions w15.5 d15.5
materials	Genuine Sunbrella® Fabric; Foam inserts
features	Custom manufactured in the US; Commercial quality & construction; Ties attach with Velcro®



Cancun outdoor

PH7100-CU+	Cushion dimensions w48 d17.5
materials	Genuine Sunbrella® Fabric; Foam inserts
features	Custom manufactured in the US; Commercial quality & construction







Quick Ship Vinyl



Black

For products on pages 67, 75, 79-83, 85-88, 98 & 99.

Steel seating wood seat options




Natural




Light Cherry




Autumn Ash



Mahogany




Walnut




Black

For products on pages 75, 79-83, 85-88.
Available on select items. Inquire for more information.


Relic seat options




Antique Wash




Chestnut




Farmhouse



Knotty Pine



















Rustic Copper



Vintage Walnut

Grade 2 Vinyl

				
American Beauty VNS-001	Aqua Green VNS-002	Avocado VNS-003	Black Walnut VNS-004	Blue Ridge VNS-005
				
Bright Yellow VNS-006	Burgundy VNS-007	Chocolate Chip VNS-008	Claret VNS-009	Concord VNS-010
				
Ebony VNS-013	Forest VNS-016	Georgia Clay VNS-017	Graphite VNS-018	Indigo VNS-020
				
Ivory VNS-021	Kelly Green VNS-023	Mushroom VNS-025	Pearl VNS-027	Royal Blue VNS-029
				
Sand VNS-030	Silver Grey VNS-031	Silver Surf VNS-032	Sky Blue VNS-033	Super White VNS-034
				
Tan VNS-035	Tea Rose VNS-037	Tiger Lily VNS-038	Yellow Gold VNS-040	Yew Green VNS-041

Grade 3 Vinyl



MOD-2001
FARRO



MOD-2002
BLUEBIRD



Grade 4 Vinyl



Gauze STT-007



Cotton STT-005



Sheer STT-019



Parchment STT-015



Burlap STT-002



Hemp STT-009



Spindel STT-020




Tobacco STT-022



Linen STT-013




Oxford STT-014




Chambray STT-004




Rafia STT-016



Grasscloth STT-008



Bamboo STT-001




Sari STT-017



Henna STT-010



Cadmium STT-003



Scuba STT-018



Indigo STT-011



Tapestry STT-021



Worsted STT-023



Flannel STT-006




Kona STT-012

Grade 4 Vinyl - Whisper



WHI-2174
PAVESTONE

NEW



WHI-2170
POWDER

NEW




WHI-2171
PEARL

NEW



WHI-2117
BONE



WHI-2172
SAND

NEW



WHI-2173
FARRO

NEW



WHI-2118
CAMEL



WHI-2141
CASHEW



WHI-2150
FAWN



WHI-2120
ANTELOPE



WHI-2121
CAPPUCCINO



WHI-2142
COGNAC



WHI-2123
LUGGAGE



WHI-2183
SADDLE

NEW



WHI-2125
CINNAMON



WHI-2182
AUBURN


NEW



Grade 4 Vinyl

							
Adobe White US 394	Ivory US 500	Coral Sand US 502	Froth US 501	Surf US 513	Fjord Blue US 517	Bristol Blue US 515	Pink US 503
							
Alabaster US 396	Parchment US 385	Shell US 402	Sand US 384	Dusty Jade US 417	Turquoise US 419	Dutch Blue US 518	Mauve US 415
							
Taupe US 410	Bone US 404	Peach US 406	Vicuna US 401	Northwoods US 528	Grotto US 426	Wedgewood US 414	Tea Rose US 416
							
Putty US 403	Bisque US 409	Rose US 412	Doe US 519	Lilac US 508	Sage US 526	Space Blue US 353	Rouge Red US 505
							
Gray Moss US 525	Dewberry US 424	Sunset US 521	Camel US 387	Crocus US 433	Artichoke US 527	Royal US 354	Raspberry US 362
							
Dove US 413	Woodrose US 423	Paprika US 370	Oak US 421	Deep Violet US 511	Olive Green US 529	Regimental Blue US 345	Dark Cherry US 507
							
Greystone US 425	Chestnut US 375	British Tan US 365	Terra Cotta US 376	Grape US 509	Alpine US 530	Imperial Blue US 432	American Beauty US 360
							
Gunmetal US 392	Bronze US 523	Gingersnap US 369	Cinnamon US 377	Sangria US 506	Forest US 344	Sky Blue US 516	Tomato US 358
							
Blue Ridge US 427	Mocha US 381	Cinnabar US 520	Goldenrod US 324	Plum US 361	Yew Green US 350	Capri Blue US 514	Rosalee US 504
							
Graphite US 429	Rustic Brown US 522	Claret US 357	Golden Corn US 524	Dark Purple US 512	Emerald US 343	China Green US 434	Mandarin Orange US 372
							
Black US 393	Espresso US 383	Burgundy US 364	Sun Yellow US 322	Concord US 510			


Grade 4 Tailor Made Textile Upholstery



Cabana 2358-412



City Lights 2358-200



Marshland 2358-414




Nightshade 2358-134



Horizon 2358-410

Sunbrella® Sofa Cushion Canvas

Aruba, Belmar, & Cayman series



Twilight
14089-0000




Glacier
5428-0000



Mineral Blue
5420-0000



Sky Blue
5424-0000



Cyan
56105-0000



Sapphire Blue
5452-0000



Air Blue
5410-0000



Regatta
5493-0000



Pacific Blue
5401-0000



Capri
5426-0000




Haze
14059-0054



Abyss
14066-0000



Aruba
5416-0000



True Blue
5499-0000



Navy
5439-0000



Ginkgo
54011-0000




Teal
5456-0000



Spa
5413-0000




Forest Green
5446-0000



Fern
5487-0000



Macaw
5429-0000



Seasalt
14106-0000




Buttercup
5438-0000




Sunflower
5457-0000




Wheat
5414-0000




Fawn
57015-0000



Mushroom
14067-0000



Raffia
14107-0000



Flint
14090-0000



Cloud
57012-0000

Sunbrella® Sofa Cushion Canvas

Aruba, Belmar, & Cayman series




Tangerine
5406-0000




Tuscan
5417-0000




Rust
54010-0000




Melon
5415-0000



Tamale
14086-0000




Persimmon
57013-0000



Logo Red
5477-0000




Jockey Red
5403-0000




Hot Pink
5462-0000



Terracotta
5440-0000




Brick
5409-0000




Henna
5407-0000




Burgundy
5436-0000




Heather Beige
5476-0000




Camel
5468-0000



Cocoa
5425-0000




Taupe
5461-0000




Teak
5488-0000




Bay Brown
5432-0000




Java
57014-0000




Raven Black
5471-0000




Black
5408-0000




Coal
5489-0000




Charcoal
54048-0000




Granite
5402-0000




Antique Beige
5422-0000




Vellum
5498-0000




Flax
5492-0000




Birds Eye
5472-0000




Canvas
5453-0000



Skyline
14091-0000



Natural
5404-0000



White
57003-0000

**Go
Custom!**

Please contact us about our custom cushion capabilities.

Sunbrella® Sofa Cushion Fabric Patterns


Aruba, Belmar, & Cayman series



Palma 68 Renew




Palma 09 Bahama




Palma 20 Canopy




Nema 62 Pampas



Nema 41 Lazuli




Nema 55 Newsprint



Nema 49 Moonlight



Nema 83 Teak



Milano Char 56079-0000




Milano Cobalt 56080-0000

**Go
Custom!**

Please contact us about our custom cushion capabilities.



9 oz Umbrella Canvas



STRIPES REPEATING PATTERN: 6.4"



Umbrella base guide by application

Umbrella Bases		Umbrella sizes										
	Market umbrellas - 1 1/2" Pole					G-series - 2" pole			Cantilever		Bolt-down	
	6.5'	7.5SQ'	7.5'	9'	11'	13'	10'	8.5x11'	10SQ'	13R'	13SQ'	16R'
UB50RD	T	T	T	T	T							
UB70RD	T	T	T	T	T							
UB75SQ	S		S	S								
UB100RSM	TS	T	TS	TS	T							
UB150RSM	S	S	S	S	S	S	S	S				
UBG24RSM	T	T	T	T	T							
UBG30RSM	S	S	S	S	S							
UBG36RSM	S	S	S	S	S	S	S	S				
UBG40RSM	S	S	S	S	S	S	S	S				
UBG40R555									S	S		
UB480						S	S	S				
UB550									S	S	S	S
UB12DP									S	S		
UB20DP											S	S
UBBD	S	S	S	S	S							
UBINGF									S	S	S	S

T = Table use

S = Stand-alone

TS = Table use or Stand-alone

T Table use: Indicates the base is suitable for use beneath a table. It is not recommended as a stand-alone base option.

S Stand-alone: Indicates the base is recommended as a stand-alone base option. It is not recommended as a table use base option.

TS Table use or Stand-alone: Indicates the base is suitable for use beneath a table or as a stand-alone base option.

Table use bases require an 8" stem option and stand-alone bases require an 18" stem option.

Indoor base sizing guide

Table Base	Table Size										
See outdoor table base guide for more base options	24"/30" Round	36" Round	45"/48" Round	24" Square	30" Square	36" Square	24x30"	30x42"	30x48"	30x60"	30x72"
Jaxon End base set								•	•	•	•
Jaxon 20x20 Cross bases	•			•	•		•				
Jaxon 24x24 Cross bases		•				•					
Atlas 30x48 A-Frame									•		
Atlas 30x60 A-Frame										•	
Atlas 30x72 A-Frame											•
Urban 30x48 Loop Frame									•		
Urban 30x60 Loop Frame										•	
Urban 30x72 Loop Frame											•
Niles 20" Round Bases	•	•		•	•		•		2	2	2
Stamped Steel End bases								2	2	2BP	2BP
Stamped Steel 22x22 Cross bases	•			•	•		•				
Stamped Steel 24x30 Cross bases								•			
Stamped Steel 30x30 Cross bases		•				•					
Stamped Steel 36x36 Cross bases			•								
Stamped Steel 18" Round bases	•			•	•		•		2	2BP	2BP
Stamped Steel 22" Round bases		•			•	•				2BP	2BP
Stamped Steel 30" Round bases			•								
TB-BD Bolt-Down bases	•	•		•	•		•	2	2		
TB-C22 22" Cantilever Bracket				•	•		•				
TB-C33 33" Cantilever Bracket Also requires TB-P125 if marked PL (Pin Leg)						•		•	PL	PL	PL
NV corner leg sets NV4L				•	•	•	•	•	•	•	•
TB-SQ corner leg sets 2" or 3"				•	•	•	•	•	•	•	•
Uptown End base set								•	•	•	•
Uptown 18" Round or Square bases	•			•	•		•		2	2	2
Uptown 20" Round or Square bases		•			•						
Uptown 24" Round or Square bases		•	•			•					

2 = two bases required per top / 2BP = two Bolt-On plate bases required per top

PL = TB-C33 & TB-P125 are both required.

I-BEAM Bases	36" Square	30x48"	30x60"	30x72"	36x48"	36x60"	36x72"
JSTB3636BL & JSTB3636BLT	•						
JSTB3048BL & JSTB3048BLT		•					
JSTB3060BL & JSTB3060BLT			•				
JSTB3072BL & JSTB3072BLT				•			
JSTB3648BL & JSTB3648BLT					•		
JSTB3660BL & JSTB3660BLT						•	
JSTB3672BL & JSTB3672BLT							•

Outdoor base sizing guide

Table base & top name		Table top size										
Outdoor bases can also be used with indoor tops	24" Round	30 & 32" Round	36" Round	42" Round	48" Round	24" Square	30 & 32" Square	34 & 36" Square	24x30" 24x32"	30x51" 32x48"	30x60" 30x72"	Umbrella Compatible
Alpha Bolt-Down Longport, Seaside, Tribeca	●	●	●			●	●		●	2		
Bali Longport, Seaside, Tribeca	●	●	●			●	●	●	●			
Bali End Base Set Longport, Seaside, Tribeca										●	●	UB
Boca 24" Spread Tribeca*	●	●				●	●		●			
Boca 33" Spread Tribeca*		●	●	●	●		●	●				UB
Boca Trestle Tribeca*										●		
Elite 18" Round Longport, Seaside, Tribeca	●	●				●	●		●	2	2	
Elite 18" Square Longport, Seaside, Tribeca	●	●	●			●	●		●	2	2	
Elite 24" Round Longport, Seaside, Tribeca			●	●	●			●				
Elite 24" Square Longport, Seaside, Tribeca				●	●			●				
Elite End Base Set Longport, Seaside, Tribeca										●	●	UB
Elite Double Column 16x30"										●		
Margate 16" Round Longport, Seaside, Tribeca	●					●						
Margate 16" Square Longport, Seaside, Tribeca	●					●			●			
Margate 18" Round or Square Longport, Seaside, Tribeca	●	●				●	●		●			UC
Margate 20" Round Longport, Seaside, Tribeca			●									UC
Margate 20" Square Longport, Seaside, Tribeca			●					●				UC
Margate 24" Round or Square Longport, Seaside, Tribeca				●	●			●				UC

*Tribeca tops on Boca bases require special drilling

UB = Umbrella Base required / UC = Column holds umbrella / 2 = two bases required per top

Terms & Conditions

Orders & Cancellations

All orders, order changes or cancellations must be placed in writing by fax or e-mailed to orders@bfm1.com. Special orders require a 50% deposit. Canceled orders that have been assembled are subject to a minimum 25% restocking charge plus any material and labor charges not covered by the minimum restock charge.

Customers are responsible for any and all costs expended by BFM for changes or cancellations including but not limited to special upholstery, production and labor costs. Custom upholstered/manufactured items such as but not limited to umbrellas, sofa cushions/pillows & seats cannot be canceled once production has started.

Terms and Conditions

Credit terms are established on an individual basis. Special orders require a 50% deposit. Product not picked up or shipped within 30 days needs to be paid for in full to continue to be held for an additional 30 days. Product held beyond 60 days will incur a 1.5% storage charge per month beginning on the 61st day.

Returns

Merchandise cannot be returned without a written return authorization. Approved returns are subject to a minimum 25% restocking charge. Freight out and return freight will be the customer's responsibility. Return will be approved upon inspection. If you wish to return your product, simply call 215-289-5411 or email us at

returns@bfm1.com for a return authorization number (RA). All returns must be in the original condition and packaging. All returns will be subject to a 25% restocking fee.

Please Note: Any product ordered that has been custom built or manufactured includes but is not limited to; umbrellas, sofa cushions/pillows, custom upholstered seats are not returnable.

Freight & Freight Claims

BFM will ship by our carrier unless instructed otherwise on purchase order. All shipments are FOB our Philadelphia warehouse. PO must specify Prepaid & Add, Third Party or Freight Collect. BFM reserves the right to ship items FOB factory as circumstances may dictate. When the freight leaves our facility it is signed for in good order by the freight carrier. At this point the freight is no longer ours. It is the responsibility of the consignee to inspect the goods upon arrival. In the event there is not time to open cartons and inspect all items, the bill of lading should be signed subject to inspection. If any damage is found, it is the responsibility of the consignee to report the damage to the freight carrier and BFM Seating within 24 hours of receiving shipment. BFM will not be held responsible for carrier delays in delivery or any other circumstances beyond BFM's control.

Product Care

Product should be inspected on a regular basis for loose screws, glides, cracked or broken welds, cracked laminate, or any other irregularities.

Synthetic Teak: Wash with mild soap and warm water. Metal: Use a damp cloth. For grease and other stains use a combination of mild soap and water and wash thoroughly.

Wood: Coat with hard paste wax every few months for the first year and then as needed thereafter. Liquid spills should

be cleaned up immediately. A liquid wood cleaner/wax product should be used for general cleaning. Do not use any solvents, abrasive or other harsh cleaners.

Upholstery: Vinyls may be cleaned with mild soap and water or vinyl cleaner (do not use any ammonia or chlorine products). For fabric upholstery verify cleaning procedure with manufacturer of the fabric or check with us.

Laminated Table Tops: Use mild soap and water (do not use any ammonia or chlorine products).

Warranty

The furniture in this catalog carries the following 1 year limited warranty against defects in construction to the original end user purchaser. Warranty is void if product is not maintained, altered in any fashion, mistreated or misused.

Extent of warranty is to cover workmanship and material of frames and does not cover upholstery, umbrellas or other materials. Other materials are governed by manufacturer's warranty. Warranty does not cover normal wear & tear.

This limited warranty is in lieu of all other warranties express or implied and BFM Seating expressly disclaims any implied warranties of merchantability or fitness for particular purpose. In no instance shall BFM Seating's liability under warranty exceed the value of the warranted item or items. Warranty as expressed does not include replacement freights or installation/removal. All warranty claims are subject to the following:

- Synthetic Teak: Excessive heat from the following sources voids warranty, prism affect of sun on footed glassware, metal objects such as condiment stands and any other object that creates excessive heat.
- Consumer properly assembling KD items
- Product is subject to normal use. Indoor furniture may not be subject to outdoor use or extremes in temperature & humidity. Outdoor furniture may not be subject to winter weather elements or excessive weather elements of any type.
- Umbrellas should not be subject to excessive wind or used in unsafe conditions in open or closed position.
- Warranty Claims must include pictures of subject product & may also require return for inspection. If returned product is deemed as abused return freight will be the responsibility of returning party.
- BFM reserves the right to determine under warranty to replace applicable part(s) or complete item.
- For any reason if any product is to be returned, a return authorization must be obtained before returning. Any product returned without a return authorization will be refused and all shipping costs will be the responsibility of the shipping party.

We reserve the right to update or discontinue products without notice.

If the buyer is concerned about exact color, texture, or stain, we strongly encourage you to request a sample swatch by contacting us. Colors may vary from catalog or website images. We are not responsible for discrepancies in color, texture, or stain if a sample swatch is not requested.

If you are an authorized dealer/vendor of BFM, BFM will add you as an additional insured under BFM's liability insurance upon request.





2080 Wheatsheaf Lane
Philadelphia, PA 19124
215.289.5411 **P**
215.289.5420 **F**
bfmseating.com