

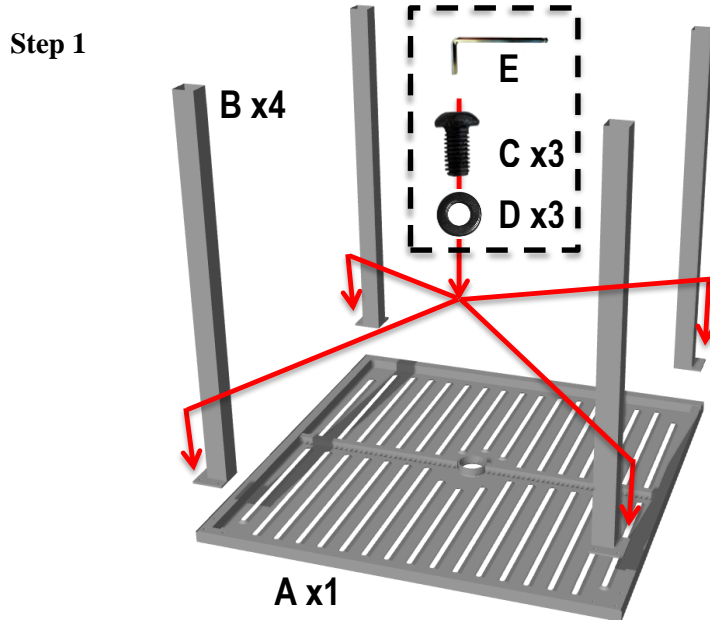


ASSEMBLY INSTRUCTIONS

Daytona 32X32 Umbrella Hole






Note: Do not wrench-tighten the bolts until all have been inserted and hand tightened.

Do not sit or stand on the table as it may cause injury.



Step 2: Assembly Finished.



	Parts	Total
A		1
B		4
C		12
D		12
E		1

The washers are mounted on the table top.

Note: Dining table and bar table use same assembly instructions.